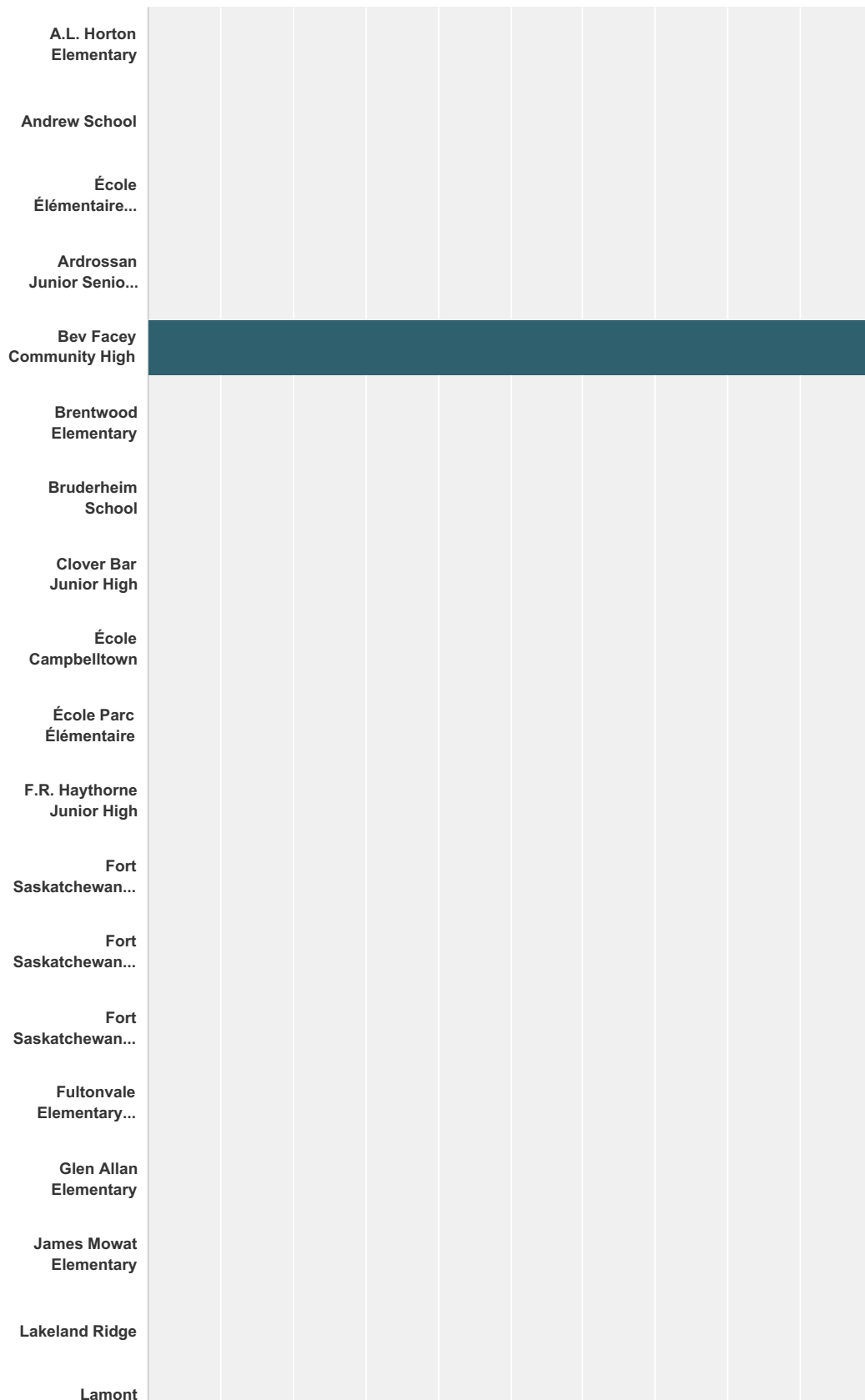


### Q1 Please indicate the school your child attends.

Answered: 101 Skipped: 0



# EIPS Parent Survey 2016-2017



Answer Choices	Responses
----------------	-----------

## EIPS Parent Survey 2016-2017

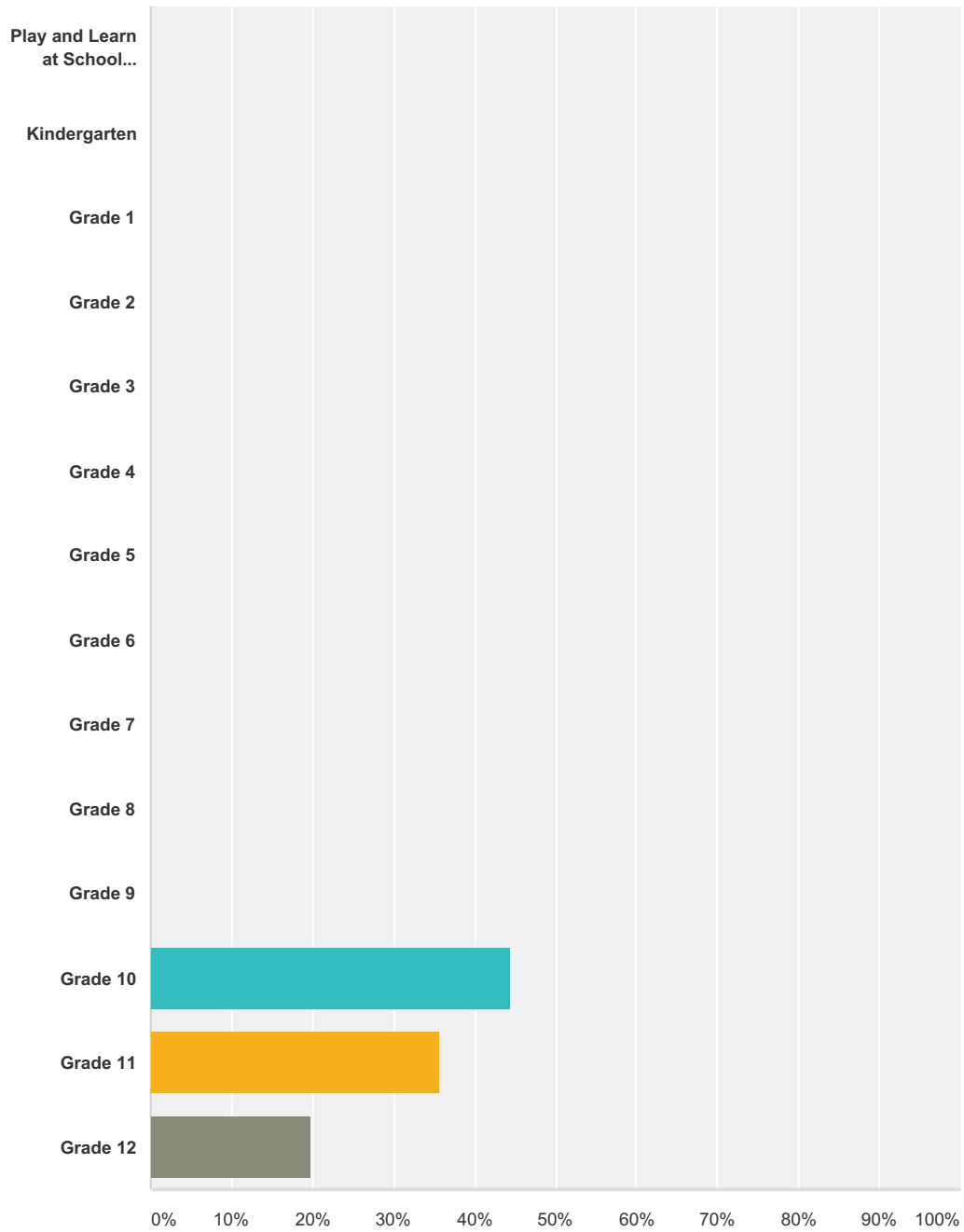
A.L. Horton Elementary	0.00%	0
Andrew School	0.00%	0
École Élémentaire Ardrossan Elementary	0.00%	0
Ardrossan Junior Senior High	0.00%	0
Bev Facey Community High	100.00%	101
Brentwood Elementary	0.00%	0
Bruderheim School	0.00%	0
Clover Bar Junior High	0.00%	0
École Campbelltown	0.00%	0
École Parc Élémentaire	0.00%	0
F.R. Haythorne Junior High	0.00%	0
Fort Saskatchewan Christian	0.00%	0
Fort Saskatchewan Elementary	0.00%	0
Fort Saskatchewan Senior High	0.00%	0
Fultonvale Elementary Junior High	0.00%	0
Glen Allan Elementary	0.00%	0
James Mowat Elementary	0.00%	0
Lakeland Ridge	0.00%	0
Lamont Elementary	0.00%	0
Lamont High	0.00%	0
Mills Haven Elementary	0.00%	0
Ministik School	0.00%	0
Mundare School	0.00%	0
Next Step/Outreach	0.00%	0
Pine Street Elementary	0.00%	0
Rudolph Hennig Junior High	0.00%	0
Salisbury Composite High	0.00%	0
Sherwood Heights Junior High	0.00%	0
Strathcona Christian Academy Elementary	0.00%	0
Strathcona Christian Academy Secondary	0.00%	0
Uncas Elementary	0.00%	0
Vegreville Composite High	0.00%	0
Wes Hosford Elementary	0.00%	0
Westboro Elementary	0.00%	0

## EIPS Parent Survey 2016-2017

Win Ferguson Elementary	0.00%	0
Woodbridge Farms Elementary	0.00%	0
Wye Elementary	0.00%	0
<b>Total</b>		<b>101</b>

## Q2 Please indicate your child's grade.

Answered: 101 Skipped: 0



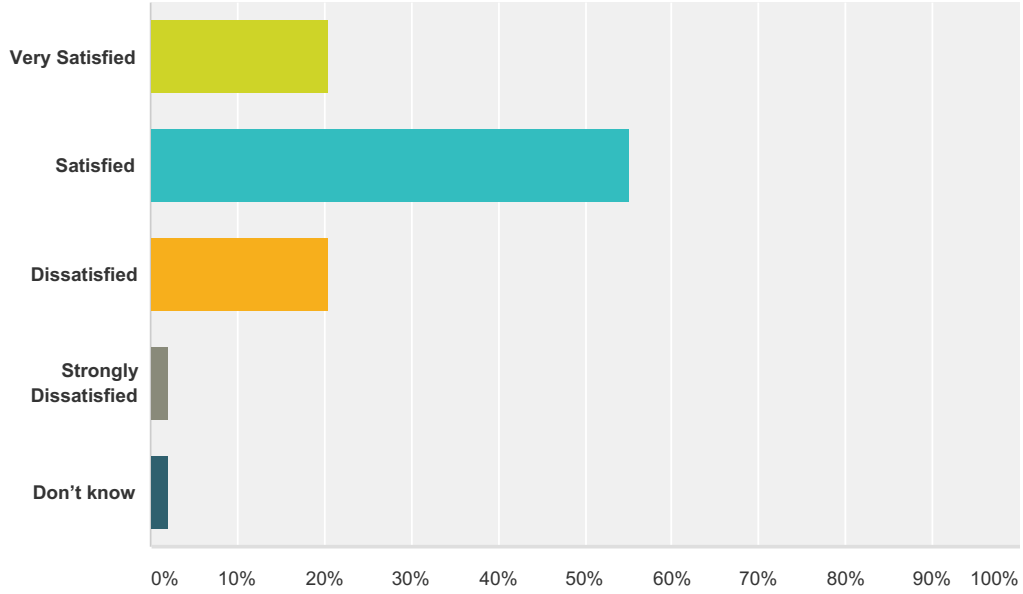
Answer Choices	Responses
Play and Learn at School (PALS)	0.00% 0
Kindergarten	0.00% 0
Grade 1	0.00% 0
Grade 2	0.00% 0
Grade 3	0.00% 0

# EIPS Parent Survey 2016-2017

Grade 4	0.00%	0
Grade 5	0.00%	0
Grade 6	0.00%	0
Grade 7	0.00%	0
Grade 8	0.00%	0
Grade 9	0.00%	0
Grade 10	44.55%	45
Grade 11	35.64%	36
Grade 12	19.80%	20
<b>Total</b>		<b>101</b>

**Q3 How satisfied are you with the quality of education that your child is receiving at his/her school?**

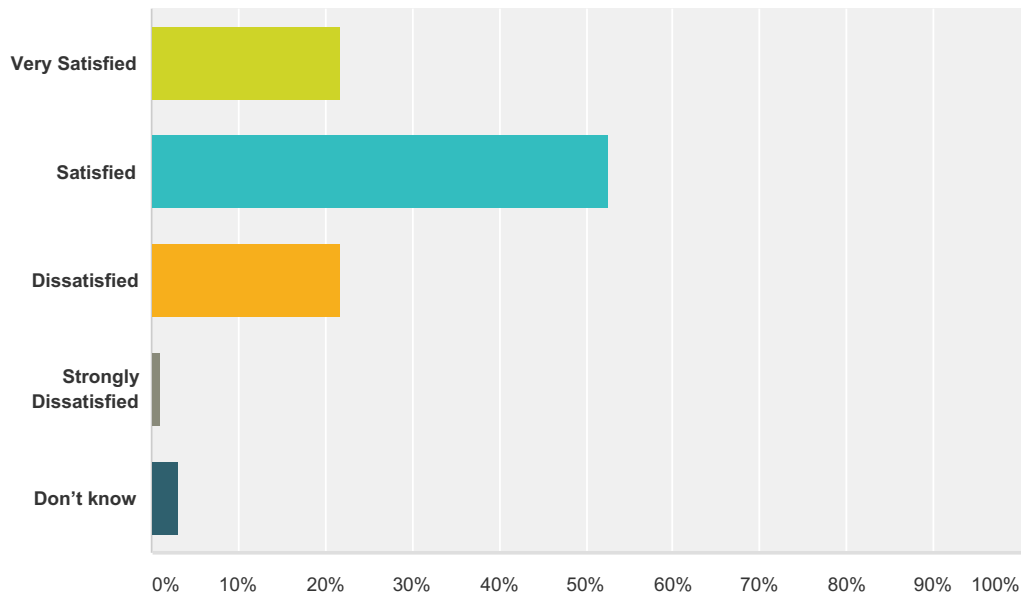
Answered: 98 Skipped: 3



Answer Choices	Responses	
Very Satisfied	20.41%	20
Satisfied	55.10%	54
Dissatisfied	20.41%	20
Strongly Dissatisfied	2.04%	2
Don't know	2.04%	2
<b>Total</b>		<b>98</b>

### Q4 How satisfied are you with the quality of teaching at your child's school?

Answered: 97 Skipped: 4

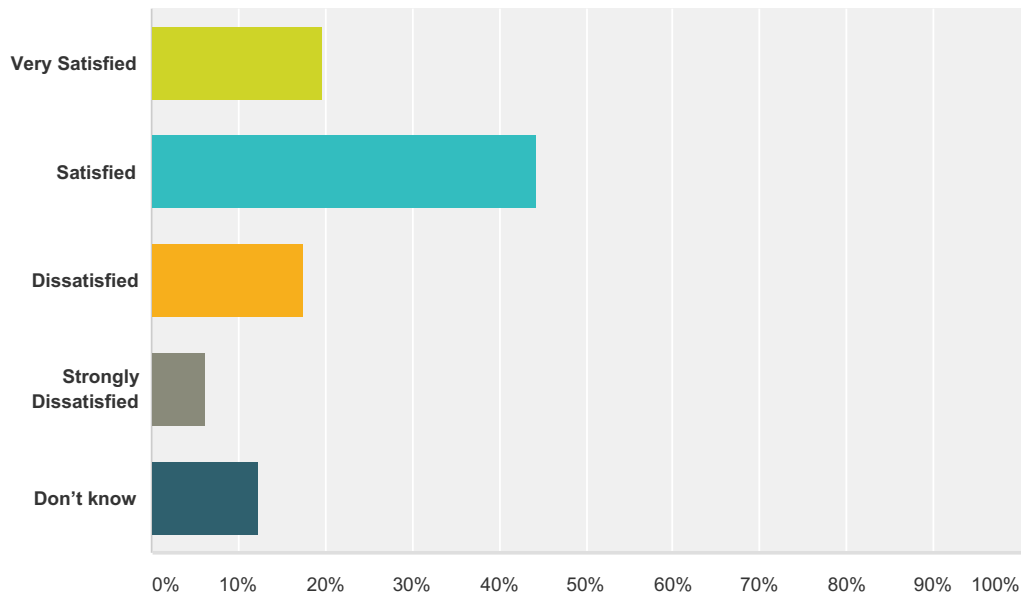


Answer Choices	Responses
Very Satisfied	21.65% 21
Satisfied	52.58% 51
Dissatisfied	21.65% 21
Strongly Dissatisfied	1.03% 1
Don't know	3.09% 3
<b>Total</b>	<b>97</b>



### Q5 How satisfied are you with the leadership in your child's school?

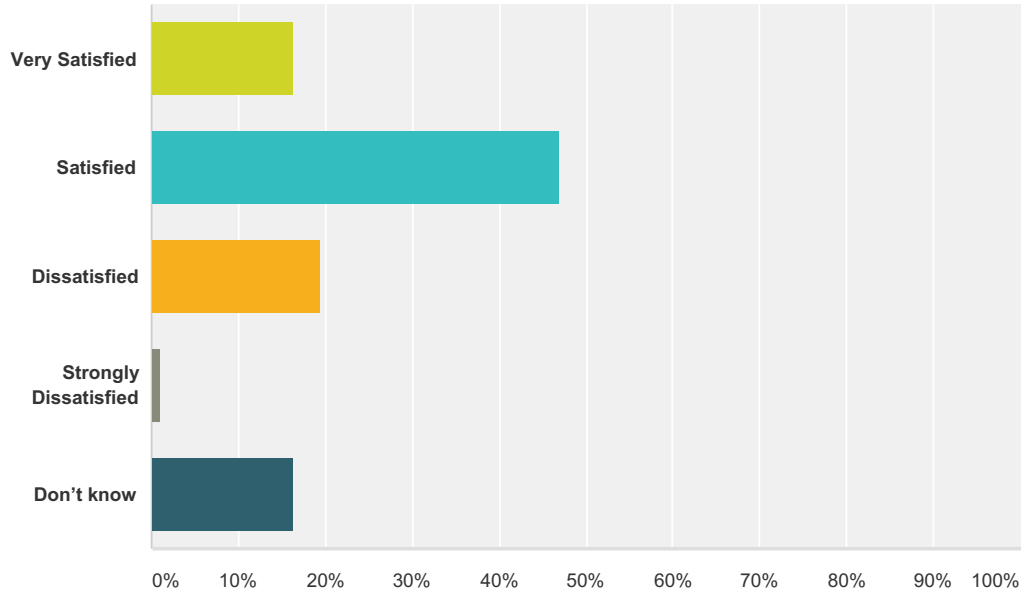
Answered: 97 Skipped: 4



Answer Choices	Responses	Count
Very Satisfied	19.59%	19
Satisfied	44.33%	43
Dissatisfied	17.53%	17
Strongly Dissatisfied	6.19%	6
Don't know	12.37%	12
<b>Total</b>		<b>97</b>

### Q6 How satisfied are you with the opportunity to be involved in decisions at your child's school?

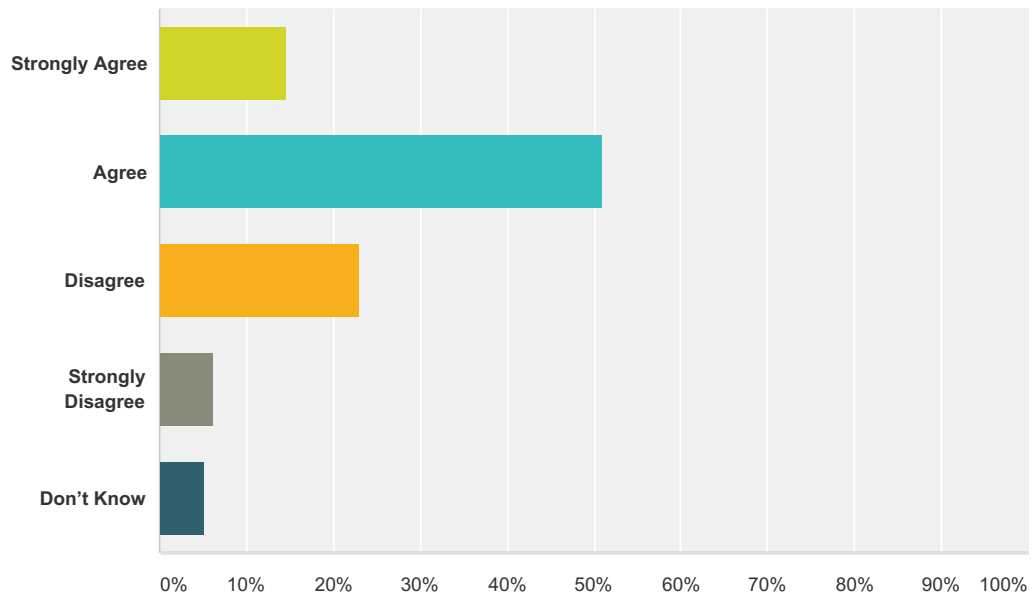
Answered: 98 Skipped: 3



Answer Choices	Responses	
Very Satisfied	16.33%	16
Satisfied	46.94%	46
Dissatisfied	19.39%	19
Strongly Dissatisfied	1.02%	1
Don't know	16.33%	16
<b>Total</b>		<b>98</b>

### Q7 My child's individual needs are met.

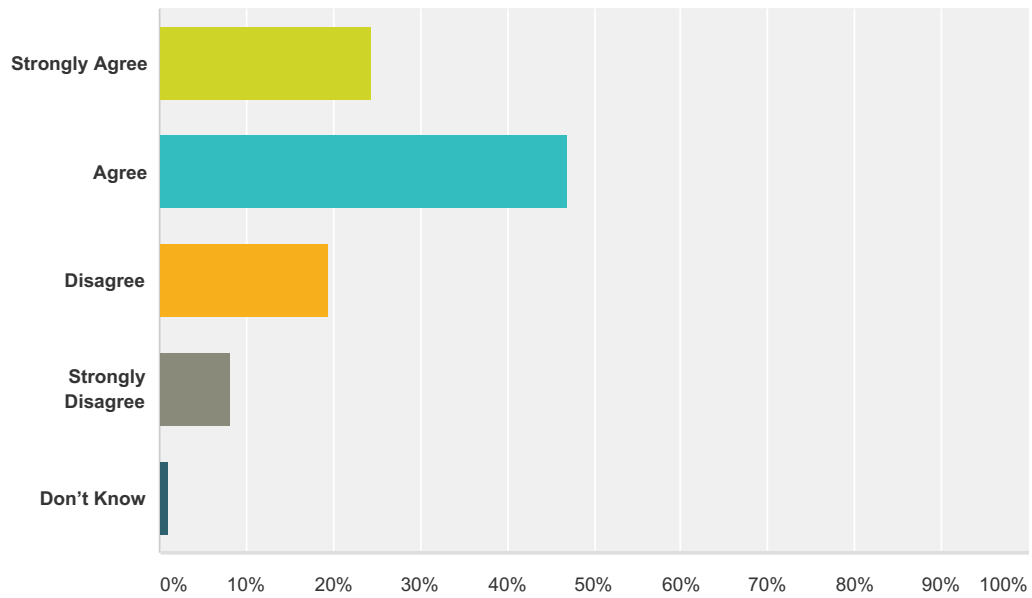
Answered: 96 Skipped: 5



Answer Choices	Responses	
Strongly Agree	14.58%	14
Agree	51.04%	49
Disagree	22.92%	22
Strongly Disagree	6.25%	6
Don't Know	5.21%	5
<b>Total</b>		<b>96</b>

**Q8 The school keeps me informed about my child's progress and achievement.**

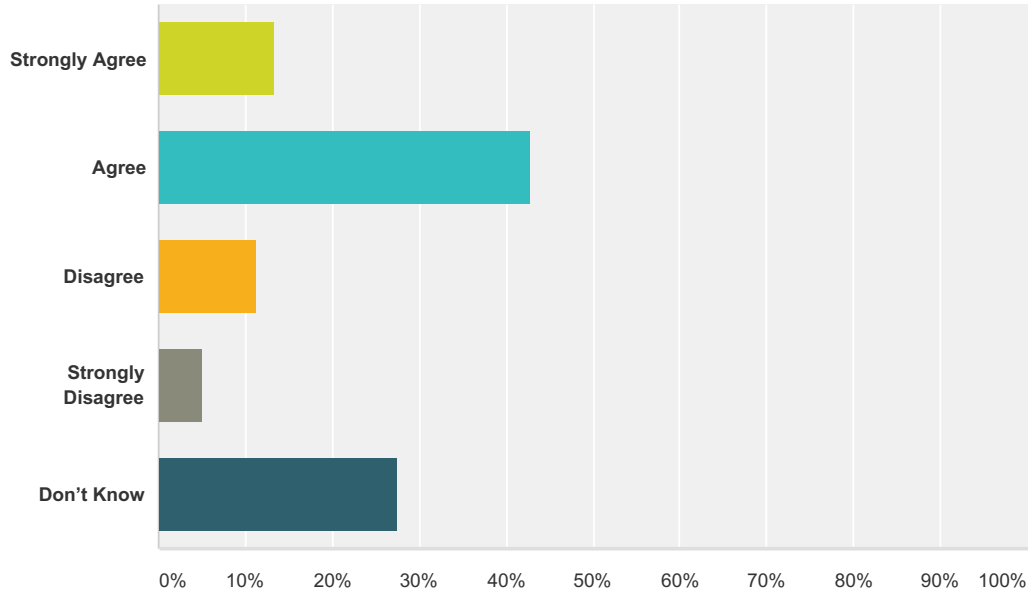
Answered: 98 Skipped: 3



Answer Choices	Responses	Count
Strongly Agree	24.49%	24
Agree	46.94%	46
Disagree	19.39%	19
Strongly Disagree	8.16%	8
Don't Know	1.02%	1
<b>Total</b>		<b>98</b>

**Q9 The rights and responsibilities of citizenship are reinforced in my child's school.**

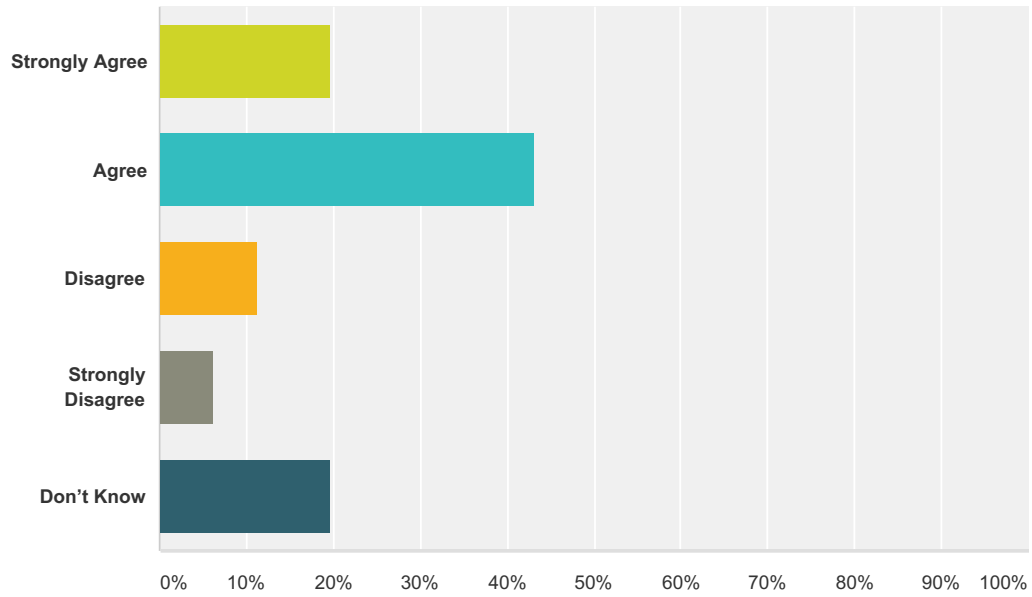
Answered: 98 Skipped: 3



Answer Choices	Responses	
Strongly Agree	13.27%	13
Agree	42.86%	42
Disagree	11.22%	11
Strongly Disagree	5.10%	5
Don't Know	27.55%	27
<b>Total</b>		<b>98</b>

### Q10 The school staff care about my child.

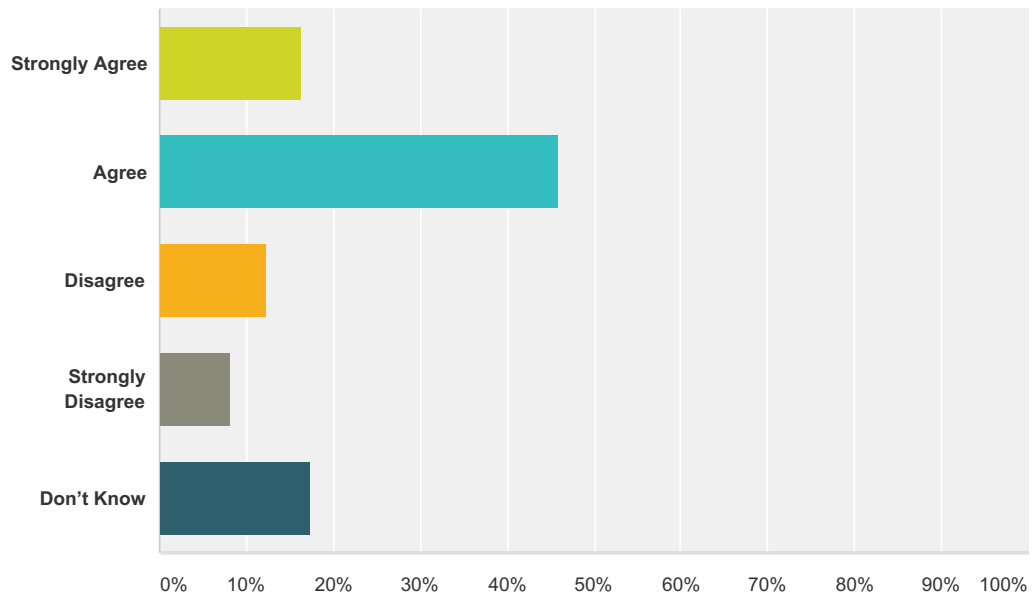
Answered: 97 Skipped: 4



Answer Choices	Responses	
Strongly Agree	19.59%	19
Agree	43.30%	42
Disagree	11.34%	11
Strongly Disagree	6.19%	6
Don't Know	19.59%	19
<b>Total</b>		<b>97</b>

### Q11 My child is encouraged at school to do his or her best.

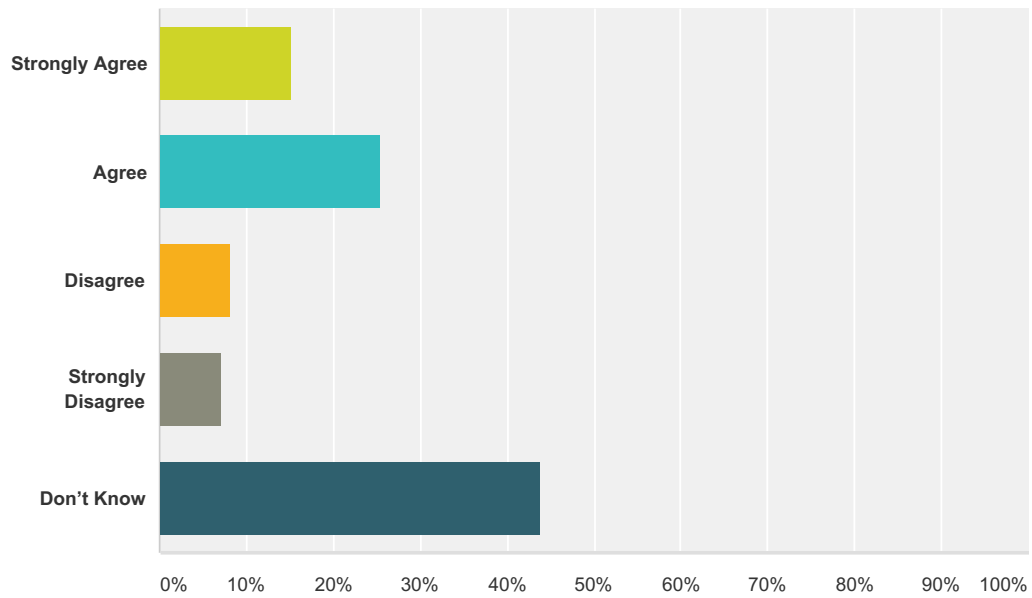
Answered: 98 Skipped: 3



Answer Choices	Responses	
Strongly Agree	16.33%	16
Agree	45.92%	45
Disagree	12.24%	12
Strongly Disagree	8.16%	8
Don't Know	17.35%	17
<b>Total</b>		<b>98</b>

### Q12 Discipline is handled in a fair and reasonable manner in my child's school.

Answered: 98 Skipped: 3

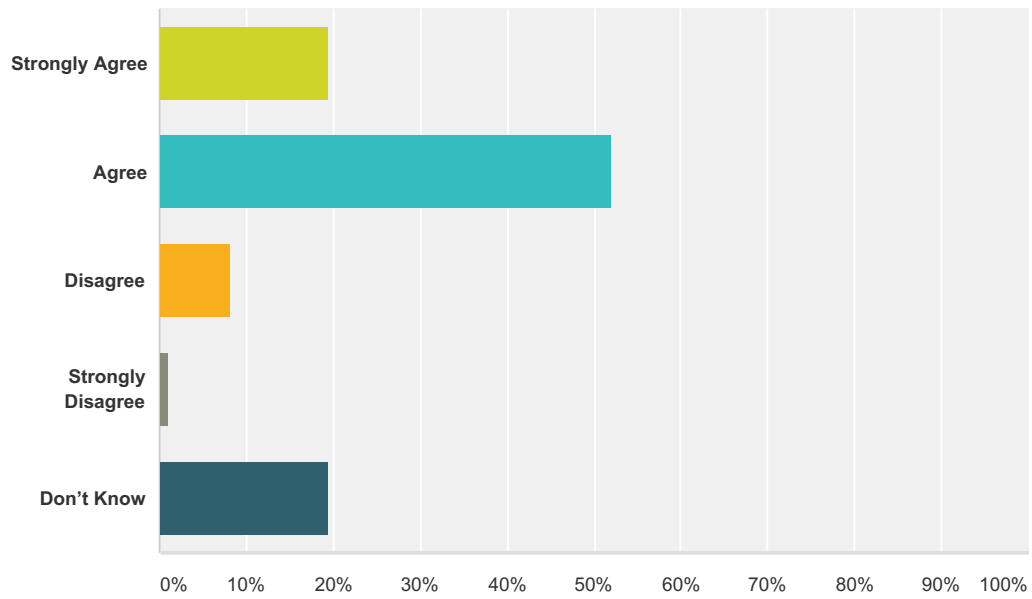


Answer Choices	Responses	
Strongly Agree	15.31%	15
Agree	25.51%	25
Disagree	8.16%	8
Strongly Disagree	7.14%	7
Don't Know	43.88%	43
<b>Total</b>		<b>98</b>



### Q13 My child's school is safe.

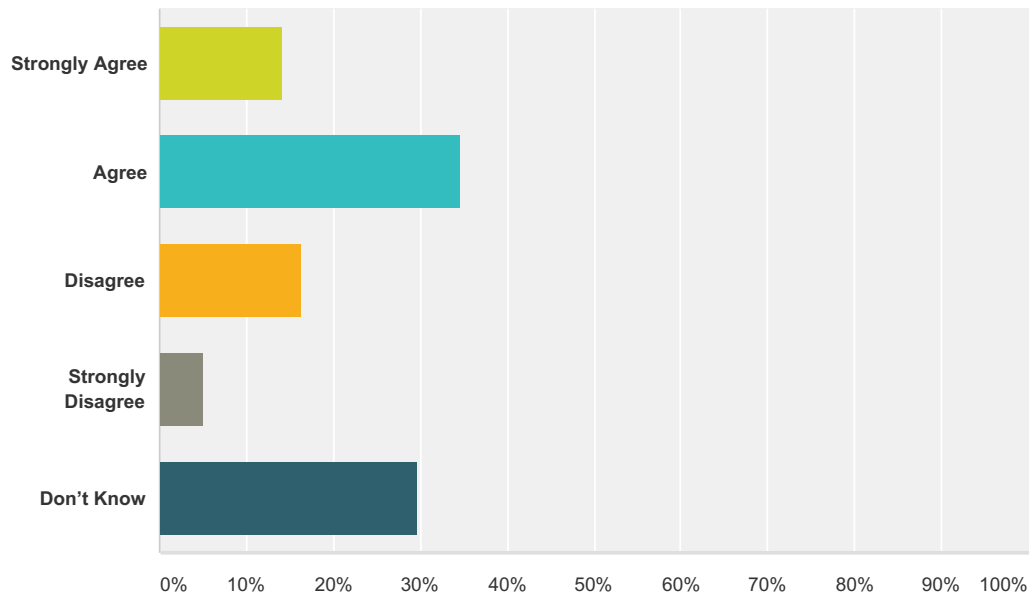
Answered: 98 Skipped: 3



Answer Choices	Responses
Strongly Agree	19.39% 19
Agree	52.04% 51
Disagree	8.16% 8
Strongly Disagree	1.02% 1
Don't Know	19.39% 19
<b>Total</b>	<b>98</b>

### Q14 There is open and honest communication within my child's school.

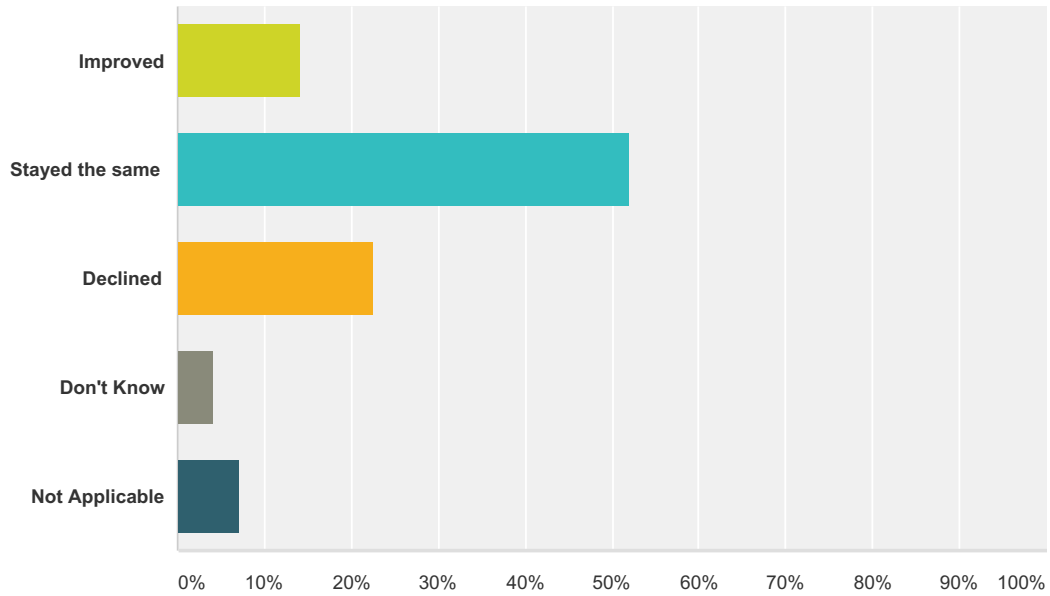
Answered: 98 Skipped: 3



Answer Choices	Responses	
Strongly Agree	14.29%	14
Agree	34.69%	34
Disagree	16.33%	16
Strongly Disagree	5.10%	5
Don't Know	29.59%	29
<b>Total</b>		<b>98</b>

**Q15 In your opinion, has the quality of education that your child experienced at school improved, stayed the same, or declined in the past three years?**

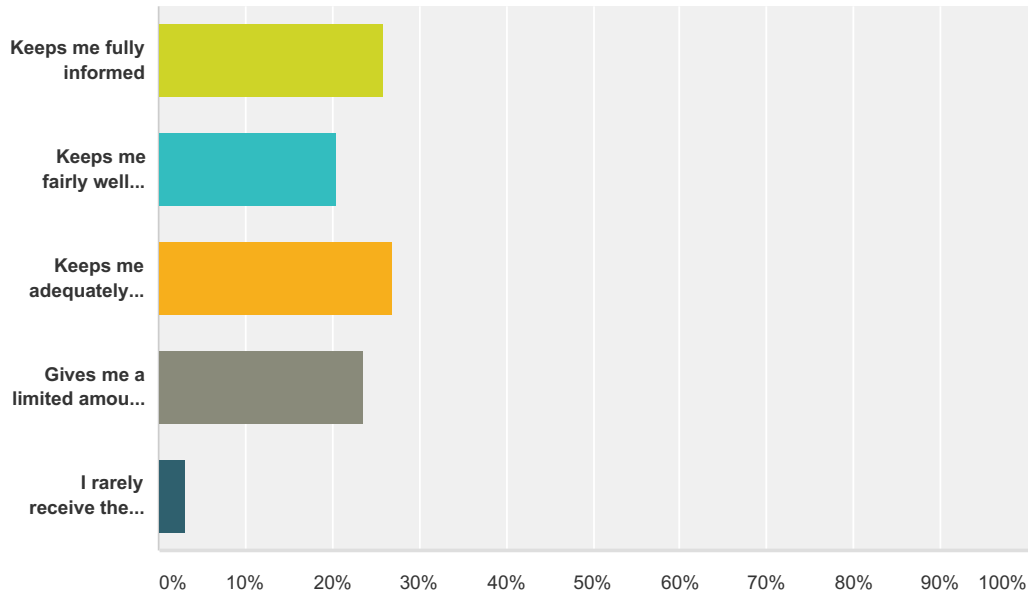
Answered: 98 Skipped: 3



Answer Choices	Responses	
Improved	14.29%	14
Stayed the same	52.04%	51
Declined	22.45%	22
Don't Know	4.08%	4
Not Applicable	7.14%	7
<b>Total</b>		<b>98</b>

**Q16 Elk Island Public Schools appreciates the opportunity to stay connected with parents about news, activities, programs and other matters of importance. What is your impression of the communications you receive from your school?**

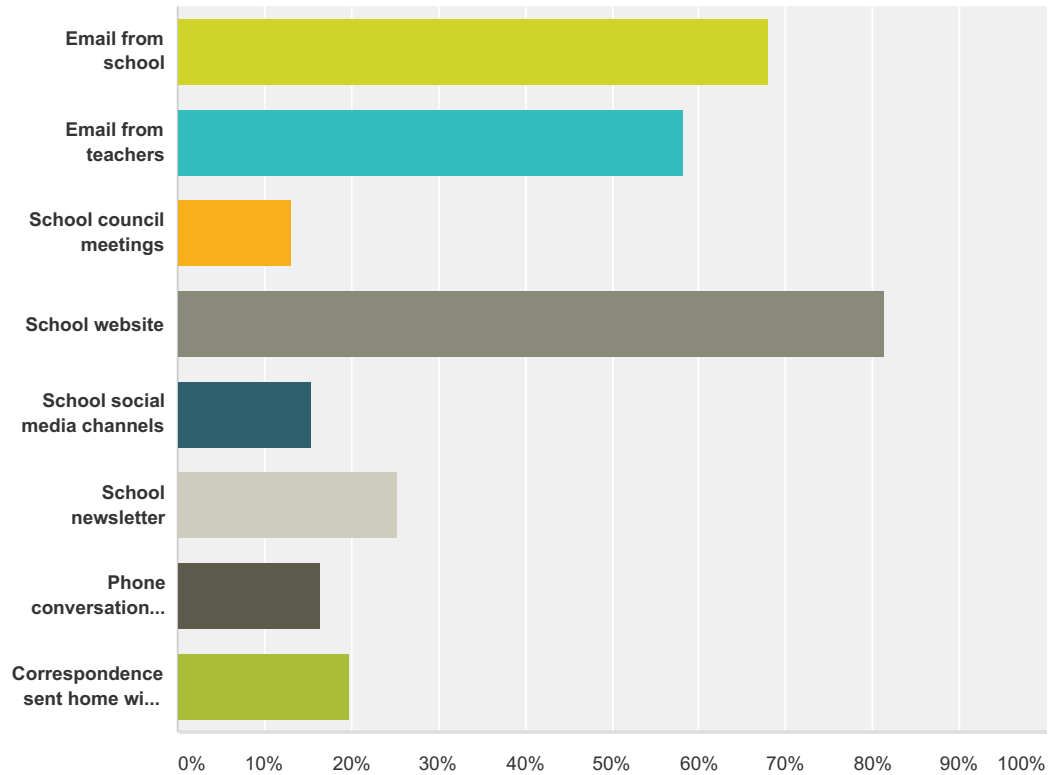
Answered: 93 Skipped: 8



Answer Choices	Responses
Keeps me fully informed	25.81% 24
Keeps me fairly well informed	20.43% 19
Keeps me adequately informed	26.88% 25
Gives me a limited amount of information	23.66% 22
I rarely receive the information I need	3.23% 3
<b>Total</b>	<b>93</b>

**Q17 Do you regularly make use of the following to keep up to date on school activities, programs, etc.? Check all that apply.**

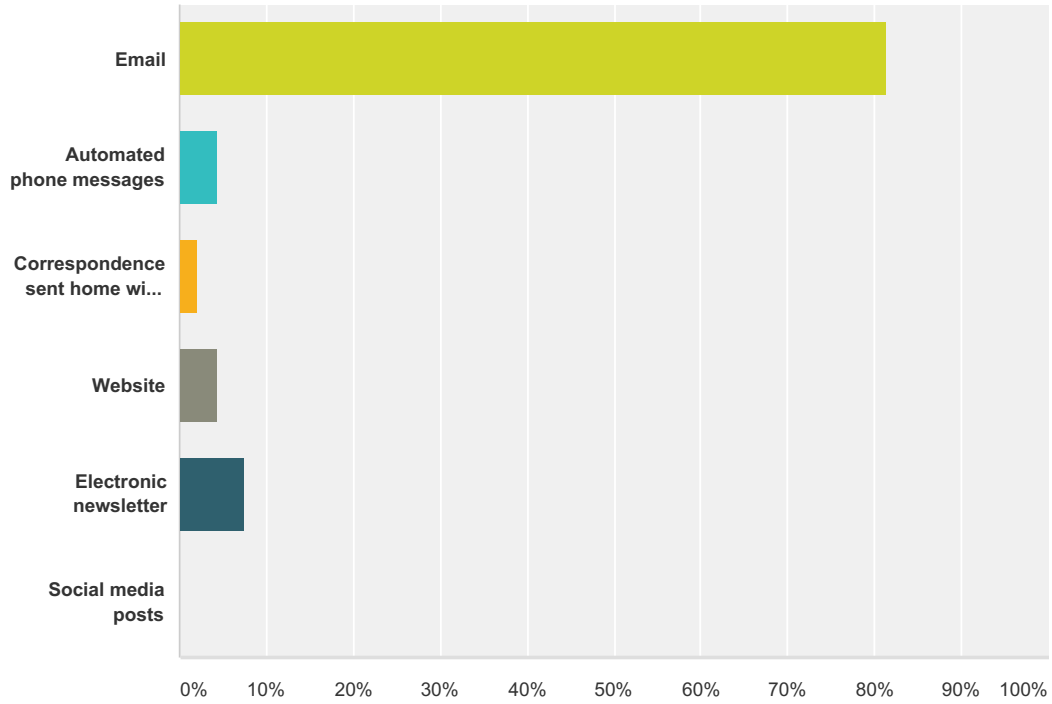
Answered: 91 Skipped: 10



Answer Choices	Responses	
Email from school	68.13%	62
Email from teachers	58.24%	53
School council meetings	13.19%	12
School website	81.32%	74
School social media channels	15.38%	14
School newsletter	25.27%	23
Phone conversations with school and/or teachers	16.48%	15
Correspondence sent home with your child	19.78%	18
<b>Total Respondents: 91</b>		

### Q18 What is your most preferred method of communications from the school and Division?

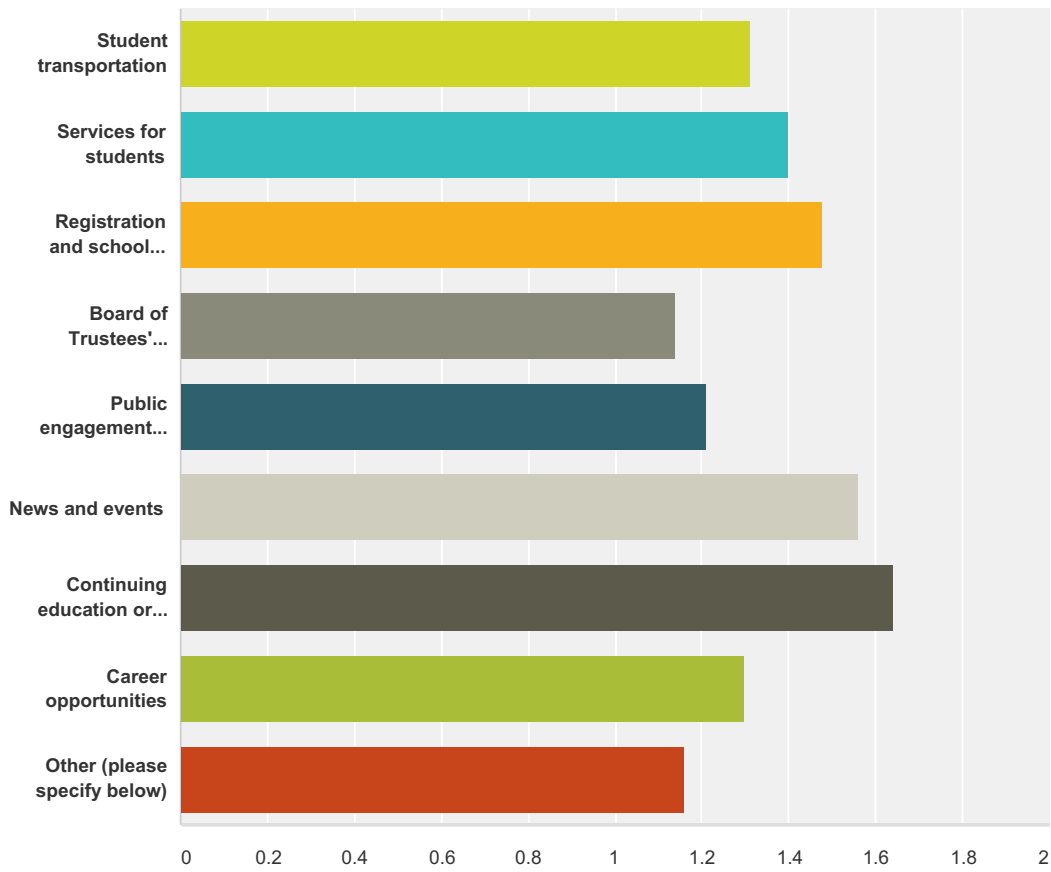
Answered: 92 Skipped: 9



Answer Choices	Responses
Email	81.52% 75
Automated phone messages	4.35% 4
Correspondence sent home with your child	2.17% 2
Website	4.35% 4
Electronic newsletter	7.61% 7
Social media posts	0.00% 0
<b>Total</b>	<b>92</b>

**Q19 Do you visit the Division website (www.eips.ca) for information on:**

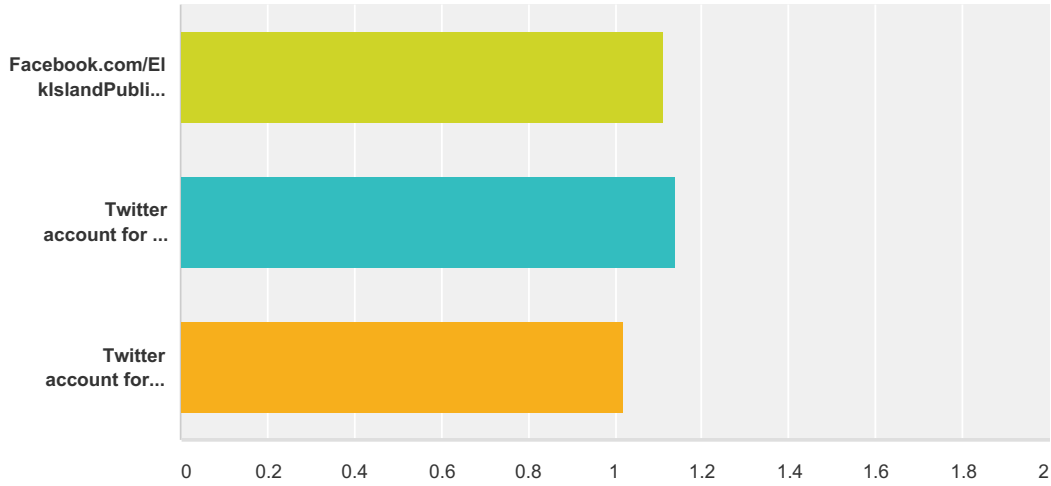
Answered: 91 Skipped: 10



	Yes	No	Total	Weighted Average
Student transportation	30.68% 27	69.32% 61	88	1.31
Services for students	39.77% 35	60.23% 53	88	1.40
Registration and school boundaries	48.31% 43	51.69% 46	89	1.48
Board of Trustees' meetings	14.29% 12	85.71% 72	84	1.14
Public engagement initiatives	21.43% 18	78.57% 66	84	1.21
News and events	56.18% 50	43.82% 39	89	1.56
Continuing education or summer courses	63.95% 55	36.05% 31	86	1.64
Career opportunities	30.12% 25	69.88% 58	83	1.30
Other (please specify below)	16.07% 9	83.93% 47	56	1.16

**Q20 Elk Island Public Schools shares news and information on its social media channels. Do you follow:**

Answered: 90 Skipped: 11



	Yes	No	Total	Weighted Average
Facebook.com/ElkIslandPublicSchools	11.24% 10	88.76% 79	89	1.11
Twitter account for the Division (@eips)	13.64% 12	86.36% 76	88	1.14
Twitter account for EIPS Student Transportation (@eipsST)	2.30% 2	97.70% 85	87	1.02