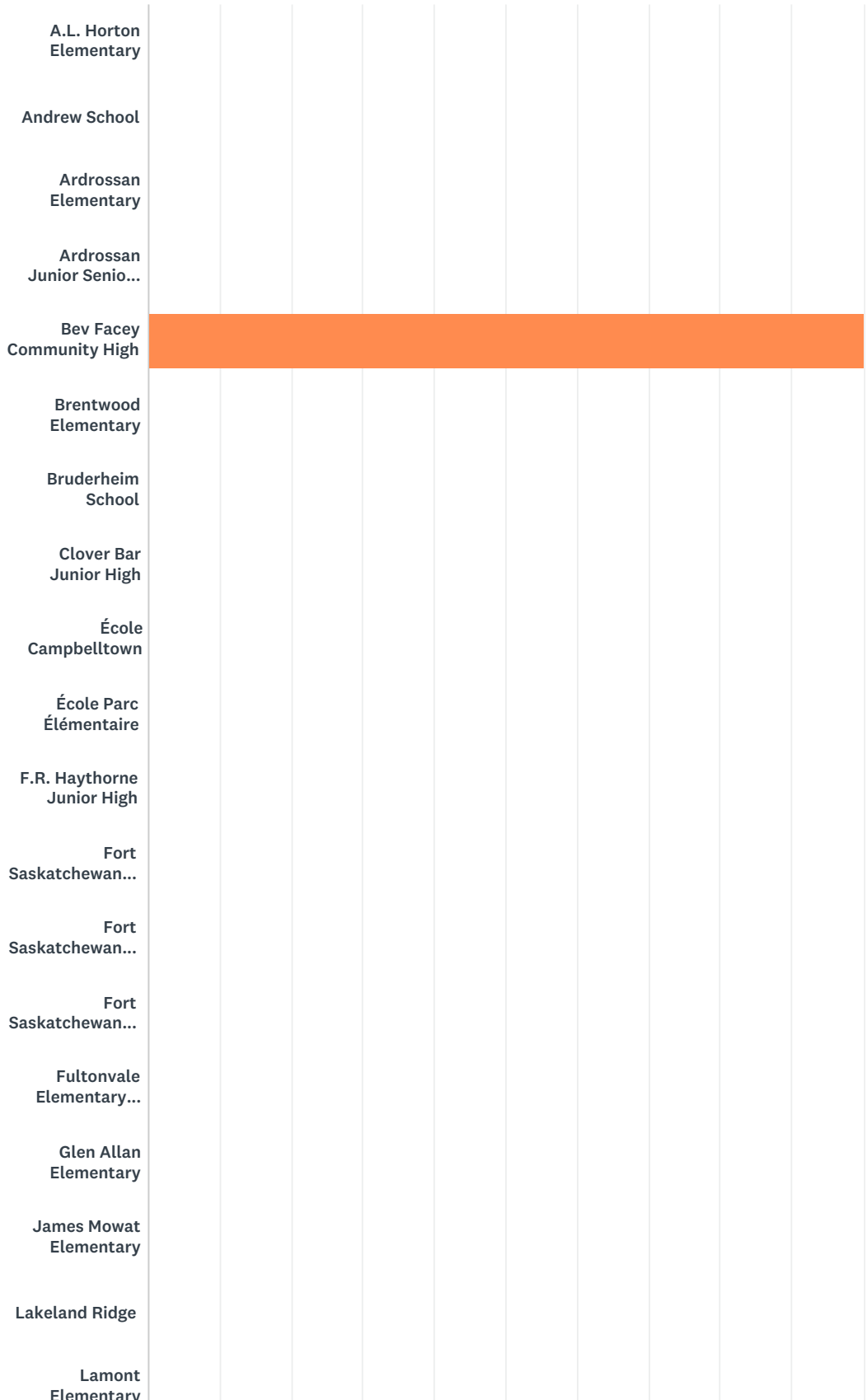



# Q1 Please indicate the school your child attends.

Answered: 247 Skipped: 0



# EIPS Parent Survey 2017-18



ANSWER CHOICES	RESPONSES
A.L. Horton Elementary	0.00% <span style="float: right; margin-right: 20px;">0</span>

EIPS Parent Survey 2017-18

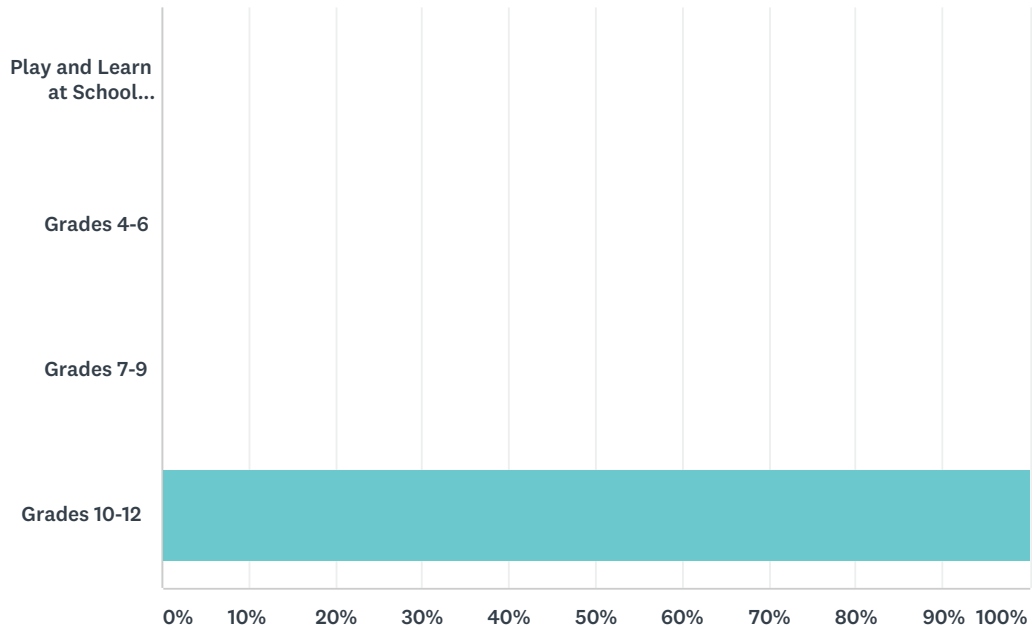
Andrew School	0.00%	0
Ardrossan Elementary	0.00%	0
Ardrossan Junior Senior High	0.00%	0
Bev Facey Community High	100.00%	247
Brentwood Elementary	0.00%	0
Bruderheim School	0.00%	0
Clover Bar Junior High	0.00%	0
École Campbelltown	0.00%	0
École Parc Élémentaire	0.00%	0
F.R. Haythorne Junior High	0.00%	0
Fort Saskatchewan Christian	0.00%	0
Fort Saskatchewan Elementary	0.00%	0
Fort Saskatchewan Senior High	0.00%	0
Fultonvale Elementary Junior High	0.00%	0
Glen Allan Elementary	0.00%	0
James Mowat Elementary	0.00%	0
Lakeland Ridge	0.00%	0
Lamont Elementary	0.00%	0
Lamont High	0.00%	0
Mills Haven Elementary	0.00%	0
Mundare School	0.00%	0
Next Step/Outreach	0.00%	0
Pine Street Elementary	0.00%	0
Rudolph Hennig Junior High	0.00%	0
Salisbury Composite High	0.00%	0
Sherwood Heights Junior High	0.00%	0
SouthPointe School	0.00%	0
Strathcona Christian Academy Elementary	0.00%	0
Strathcona Christian Academy Secondary	0.00%	0
Uncas Elementary	0.00%	0
Vegreville Composite High	0.00%	0
Wes Hosford Elementary	0.00%	0
Westboro Elementary	0.00%	0
Win Ferguson Elementary	0.00%	0

## EIPS Parent Survey 2017-18

Woodbridge Farms Elementary	0.00%	0
Wye Elementary	0.00%	0
TOTAL		247

## Q2 Please indicate your child's grade.

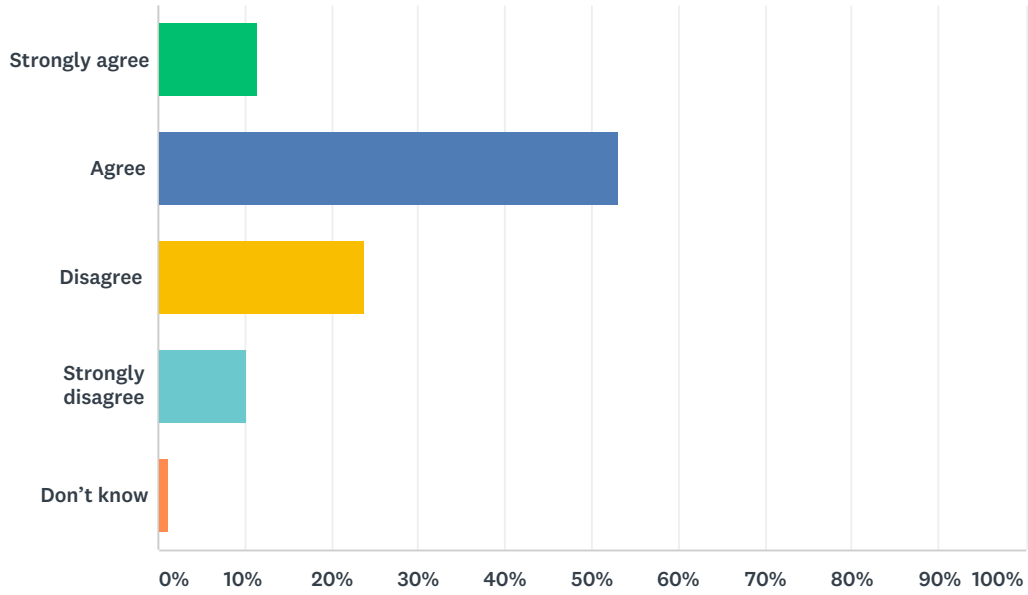
Answered: 247 Skipped: 0



ANSWER CHOICES	RESPONSES
Play and Learn at School (PALS)KindergartenGrades 1-3	0.00% 0
Grades 4-6	0.00% 0
Grades 7-9	0.00% 0
Grades 10-12	100.00% 247
TOTAL	247

### Q3 My child's individual needs are met.

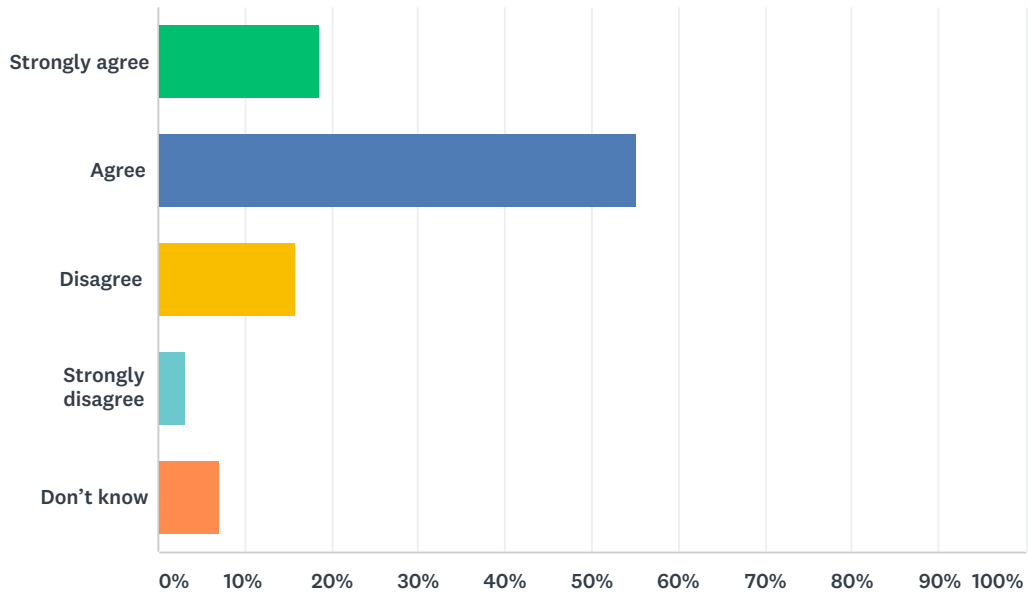
Answered: 226 Skipped: 21



ANSWER CHOICES	RESPONSES	
Strongly agree	11.50%	26
Agree	53.10%	120
Disagree	23.89%	54
Strongly disagree	10.18%	23
Don't know	1.33%	3
<b>TOTAL</b>		<b>226</b>

### Q4 My child is encouraged at school to do his or her best.

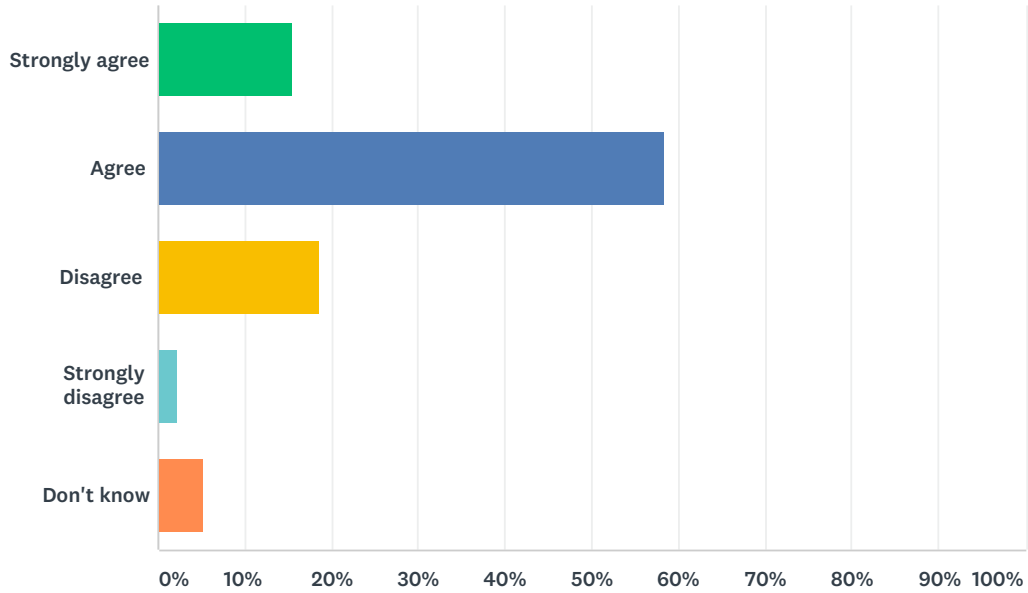
Answered: 226 Skipped: 21



ANSWER CHOICES	RESPONSES	
Strongly agree	18.58%	42
Agree	55.31%	125
Disagree	15.93%	36
Strongly disagree	3.10%	7
Don't know	7.08%	16
<b>TOTAL</b>		<b>226</b>

### Q5 My child is demonstrating growth in literacy.

Answered: 226 Skipped: 21

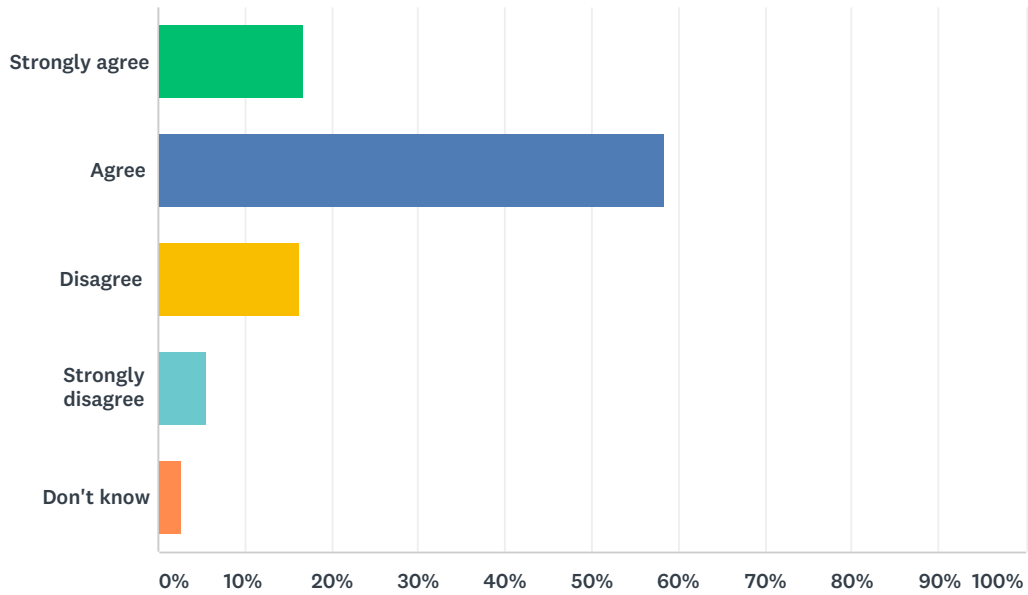


ANSWER CHOICES	RESPONSES	
Strongly agree	15.49%	35
Agree	58.41%	132
Disagree	18.58%	42
Strongly disagree	2.21%	5
Don't know	5.31%	12
<b>TOTAL</b>		<b>226</b>



## Q6 My child is demonstrating growth in numeracy.

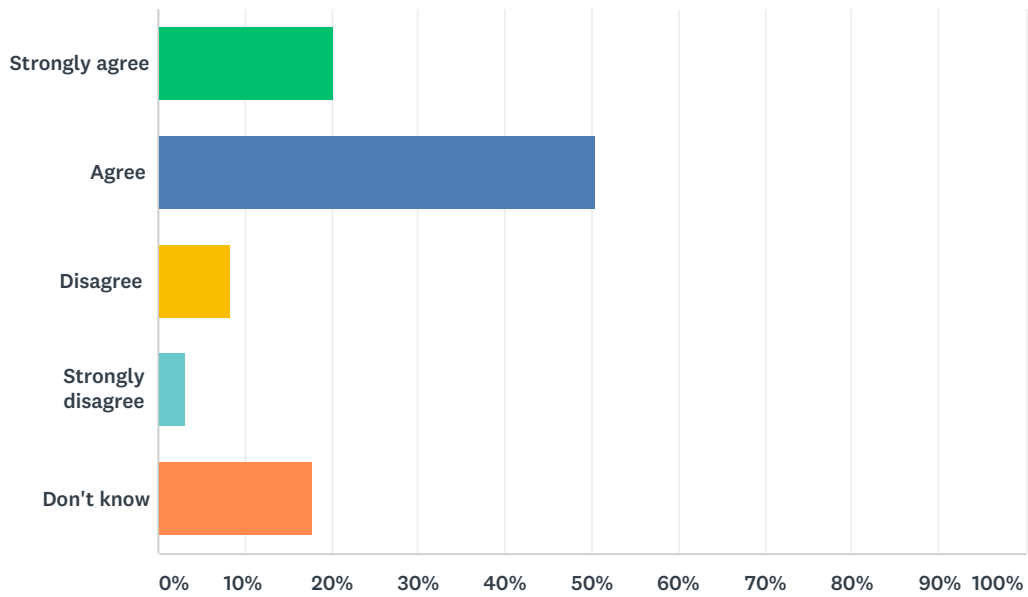
Answered: 226 Skipped: 21



ANSWER CHOICES	RESPONSES	
Strongly agree	16.81%	38
Agree	58.41%	132
Disagree	16.37%	37
Strongly disagree	5.75%	13
Don't know	2.65%	6
<b>TOTAL</b>		<b>226</b>

## Q7 My child has an understanding of First Nations, Métis and Inuit culture and history.

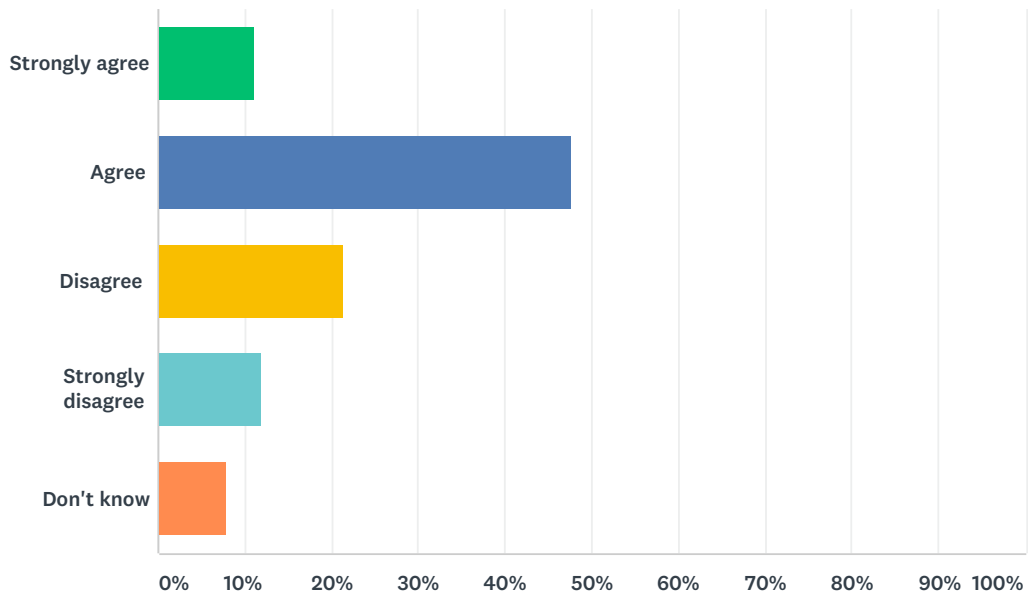
Answered: 226 Skipped: 21



ANSWER CHOICES	RESPONSES	
Strongly agree	20.35%	46
Agree	50.44%	114
Disagree	8.41%	19
Strongly disagree	3.10%	7
Don't know	17.70%	40
<b>TOTAL</b>		<b>226</b>

## Q8 My child is being taught knowledge, skills and attitudes necessary to be successful in life.

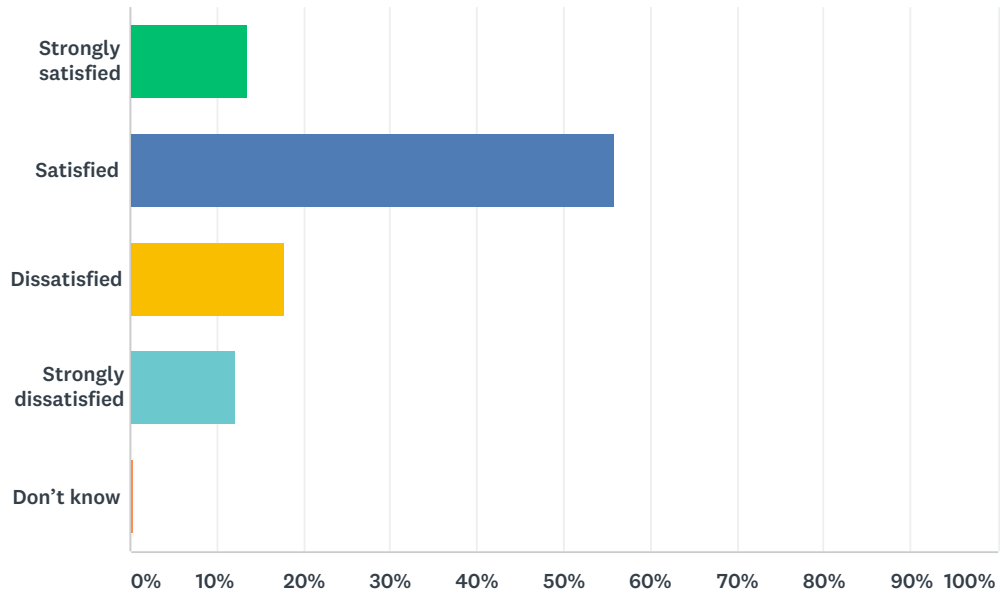
Answered: 226 Skipped: 21



ANSWER CHOICES	RESPONSES	
Strongly agree	11.06%	25
Agree	47.79%	108
Disagree	21.24%	48
Strongly disagree	11.95%	27
Don't know	7.96%	18
<b>TOTAL</b>		<b>226</b>

## Q9 How satisfied are you with the quality of education your child is receiving at his or her school?

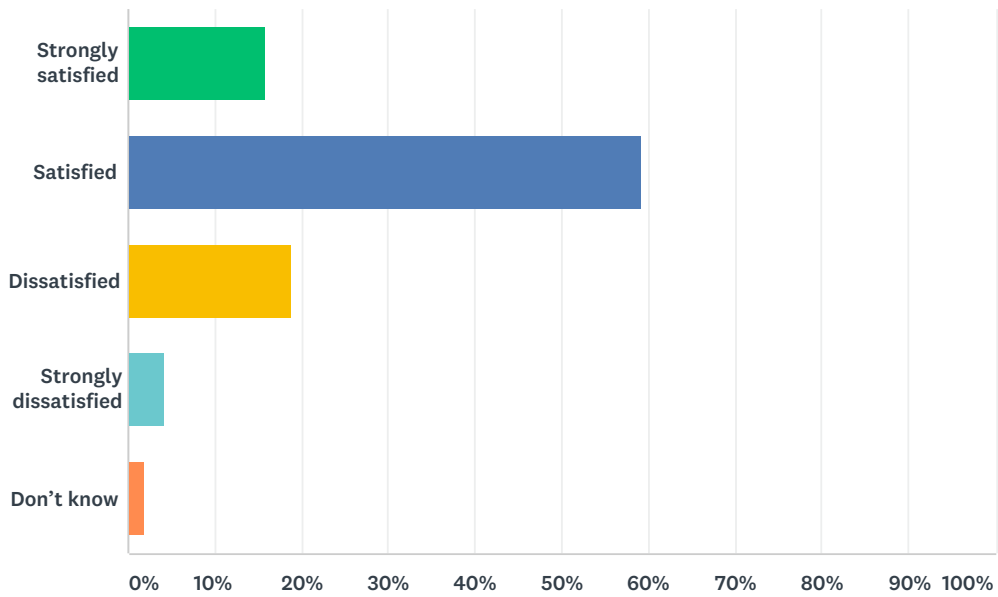
Answered: 213 Skipped: 34



ANSWER CHOICES	RESPONSES	
Strongly satisfied	13.62%	29
Satisfied	55.87%	119
Dissatisfied	17.84%	38
Strongly dissatisfied	12.21%	26
Don't know	0.47%	1
<b>TOTAL</b>		<b>213</b>

## Q10 How satisfied are you with the quality of teaching at your child's school?

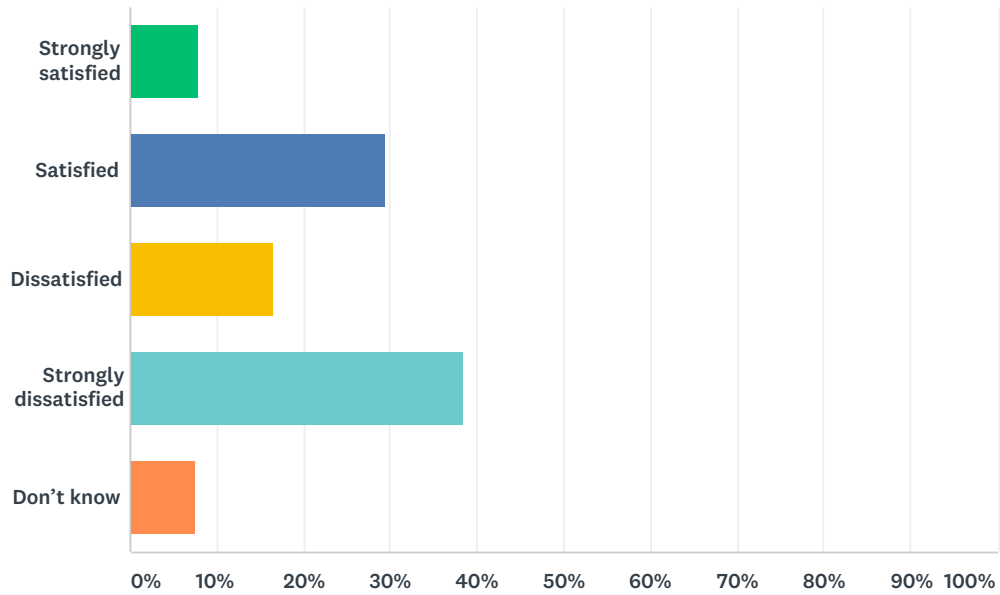
Answered: 213 Skipped: 34



ANSWER CHOICES	RESPONSES	
Strongly satisfied	15.96%	34
Satisfied	59.15%	126
Dissatisfied	18.78%	40
Strongly dissatisfied	4.23%	9
Don't know	1.88%	4
<b>TOTAL</b>		<b>213</b>

## Q11 How satisfied are you with the leadership in your child's school?

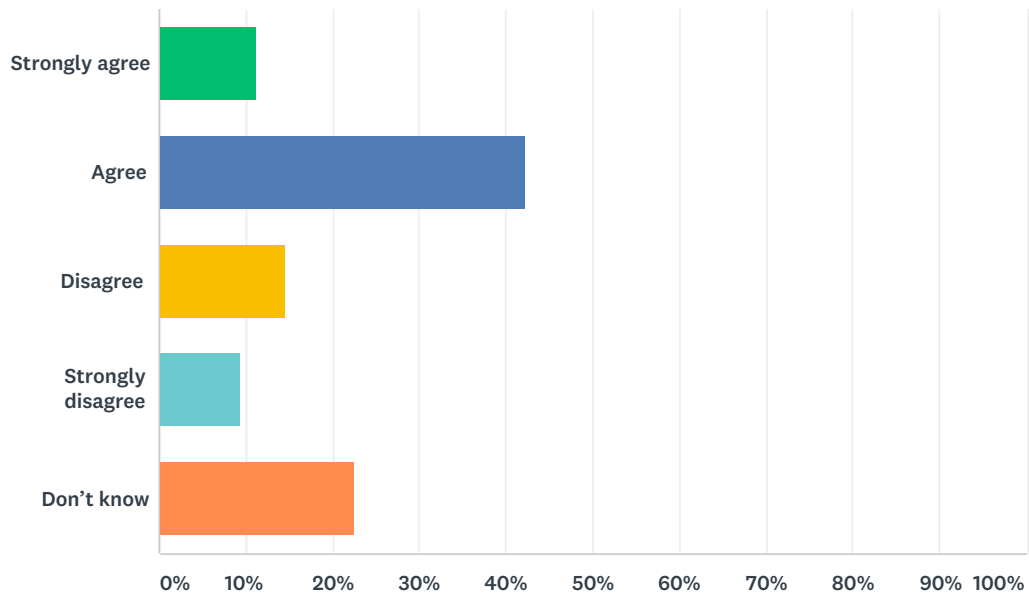
Answered: 213 Skipped: 34



ANSWER CHOICES	RESPONSES	
Strongly satisfied	7.98%	17
Satisfied	29.58%	63
Dissatisfied	16.43%	35
Strongly dissatisfied	38.50%	82
Don't know	7.51%	16
<b>TOTAL</b>		<b>213</b>

## Q12 The rights and responsibilities of citizenship are reinforced in my child's school.

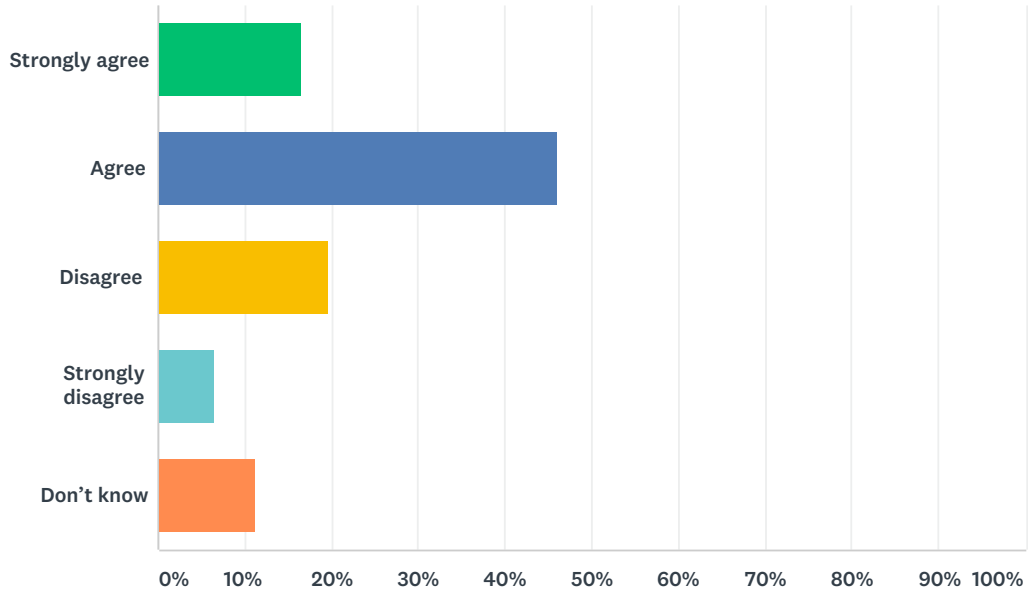
Answered: 213 Skipped: 34



ANSWER CHOICES	RESPONSES	
Strongly agree	11.27%	24
Agree	42.25%	90
Disagree	14.55%	31
Strongly disagree	9.39%	20
Don't know	22.54%	48
<b>TOTAL</b>		<b>213</b>

### Q13 The school staff care about my child.

Answered: 213 Skipped: 34

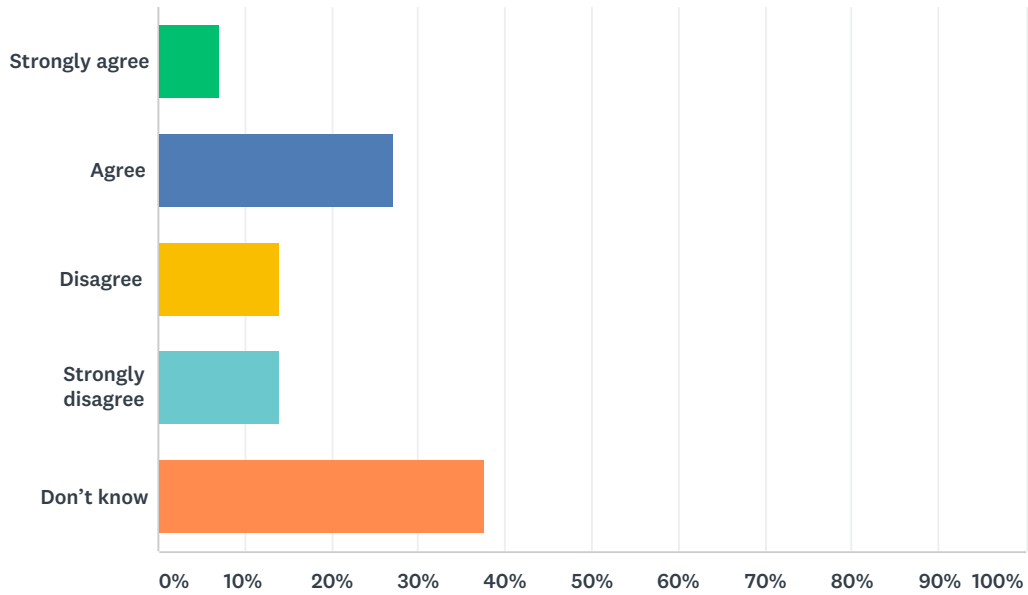


ANSWER CHOICES	RESPONSES	
Strongly agree	16.43%	35
Agree	46.01%	98
Disagree	19.72%	42
Strongly disagree	6.57%	14
Don't know	11.27%	24
<b>TOTAL</b>		<b>213</b>



## Q14 Discipline is handled in a fair and reasonable manner in my child's school.

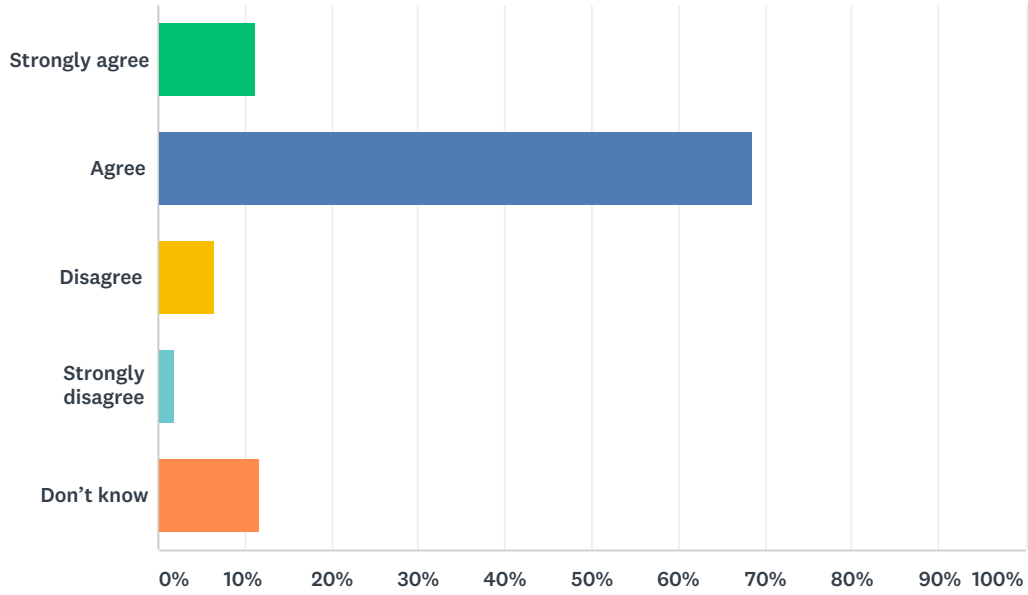
Answered: 213 Skipped: 34



ANSWER CHOICES	RESPONSES	
Strongly agree	7.04%	15
Agree	27.23%	58
Disagree	14.08%	30
Strongly disagree	14.08%	30
Don't know	37.56%	80
<b>TOTAL</b>		<b>213</b>

### Q15 My child's school is safe.

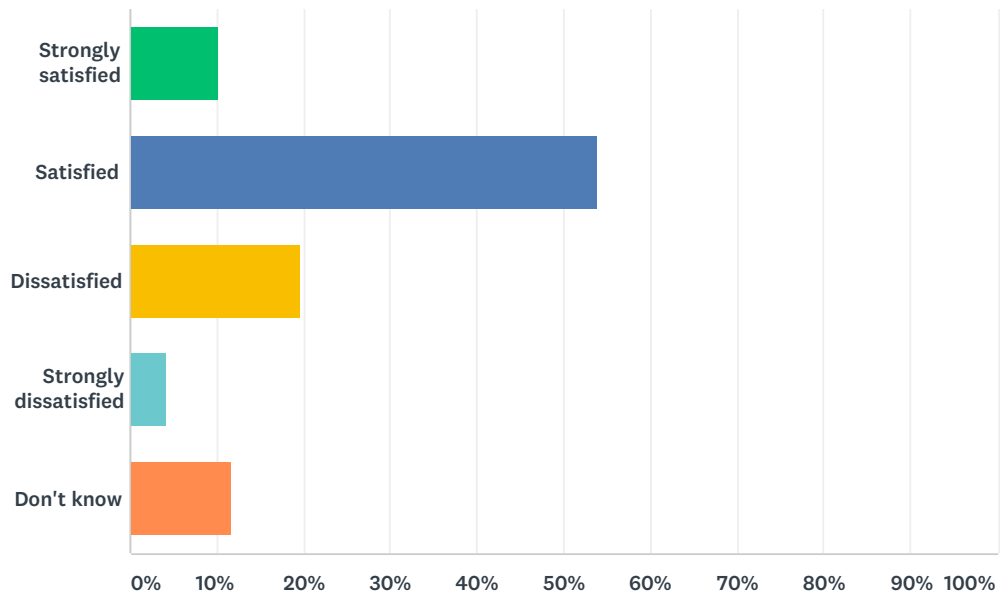
Answered: 213 Skipped: 34



ANSWER CHOICES	RESPONSES	
Strongly agree	11.27%	24
Agree	68.54%	146
Disagree	6.57%	14
Strongly disagree	1.88%	4
Don't know	11.74%	25
<b>TOTAL</b>		<b>213</b>

## Q16 How satisfied are you with the resources available to support your child's learning?

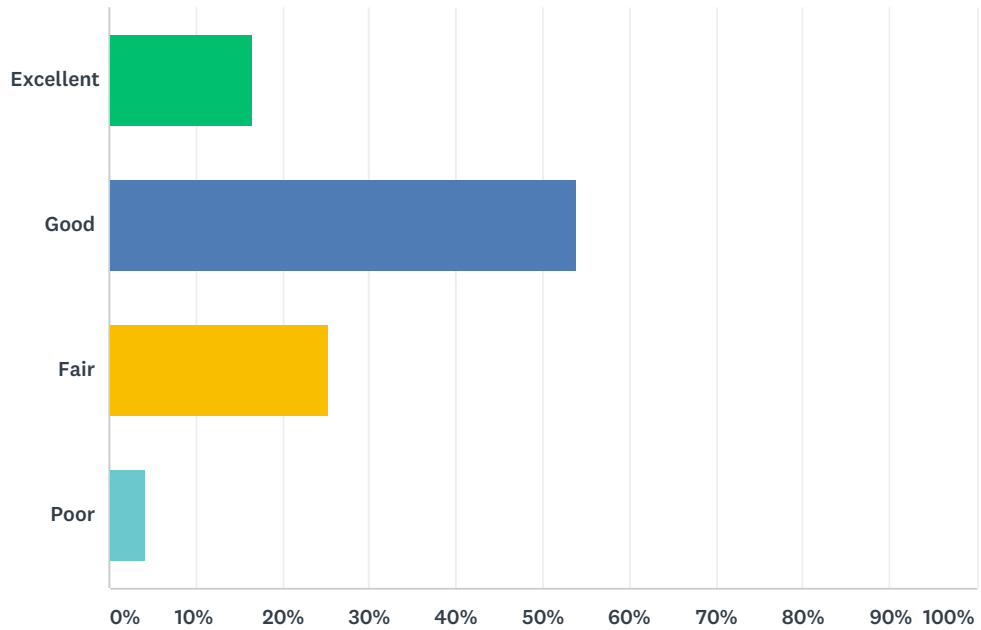
Answered: 213 Skipped: 34



ANSWER CHOICES	RESPONSES	
Strongly satisfied	10.33%	22
Satisfied	53.99%	115
Dissatisfied	19.72%	42
Strongly dissatisfied	4.23%	9
Don't know	11.74%	25
<b>TOTAL</b>		<b>213</b>

### Q17 How would you rate the physical condition of your child's school?

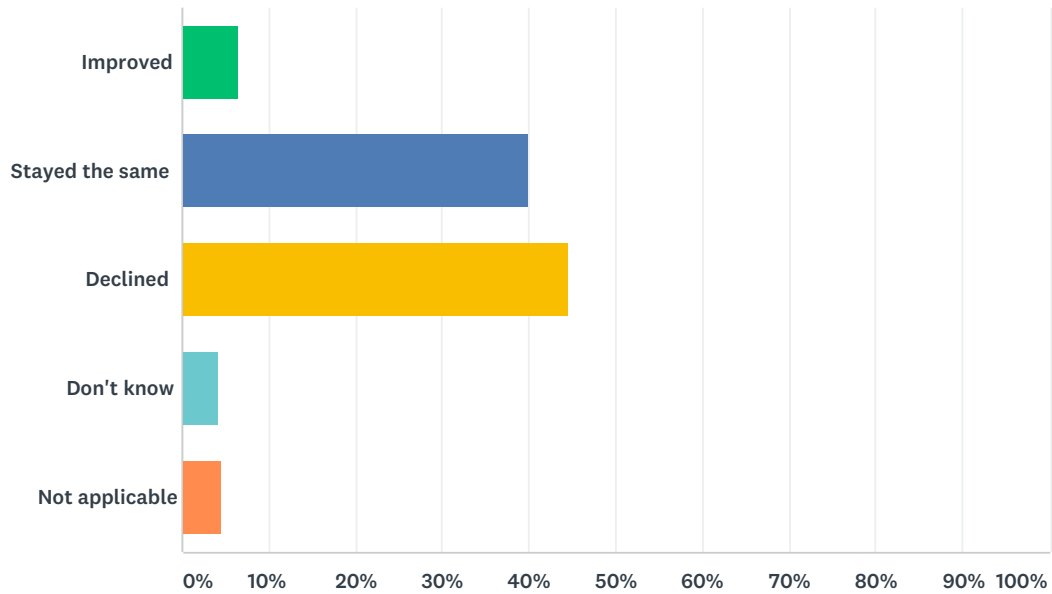
Answered: 213 Skipped: 34



ANSWER CHOICES	RESPONSES	
Excellent	16.43%	35
Good	53.99%	115
Fair	25.35%	54
Poor	4.23%	9
TOTAL		213

### Q18 In your opinion, has the quality of education your child has experienced at school improved, stayed the same or declined in the past three years?

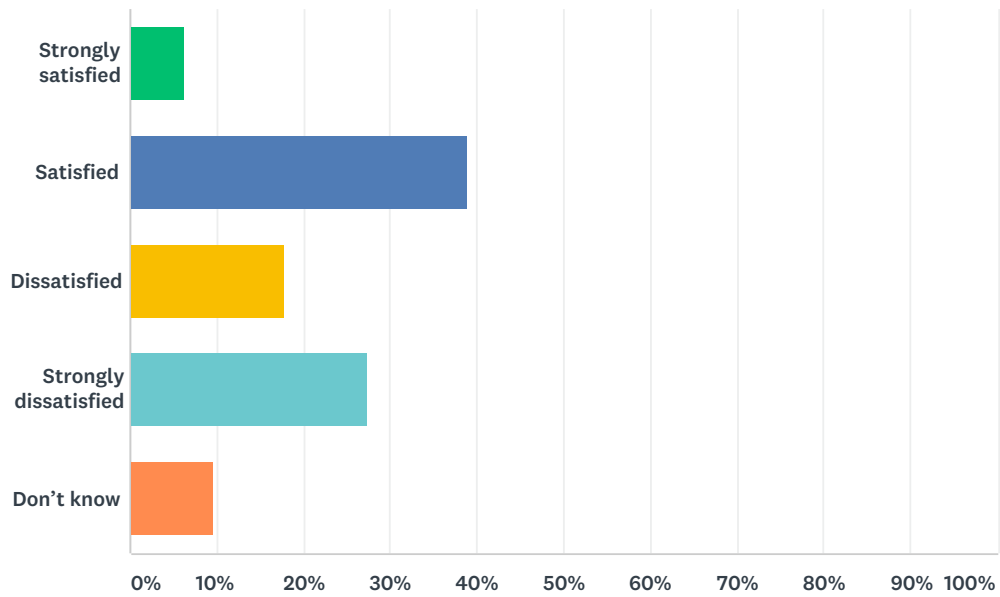
Answered: 213 Skipped: 34



ANSWER CHOICES	RESPONSES	
Improved	6.57%	14
Stayed the same	39.91%	85
Declined	44.60%	95
Don't know	4.23%	9
Not applicable	4.69%	10
<b>TOTAL</b>		<b>213</b>

## Q19 How satisfied are you with the opportunity to be involved in decisions at your child's school?

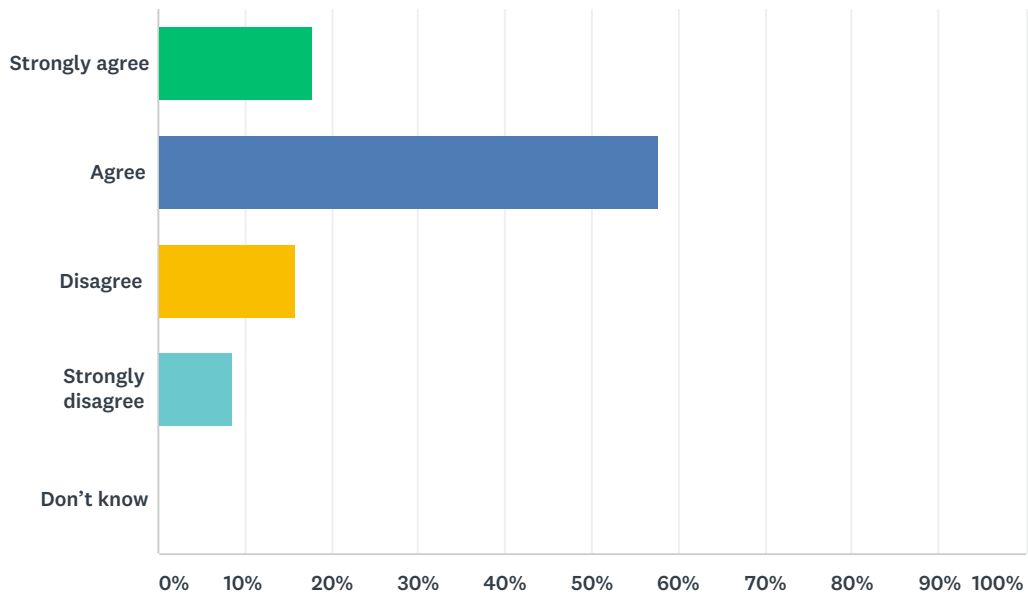
Answered: 208 Skipped: 39



ANSWER CHOICES	RESPONSES	
Strongly satisfied	6.25%	13
Satisfied	38.94%	81
Dissatisfied	17.79%	37
Strongly dissatisfied	27.40%	57
Don't know	9.62%	20
<b>TOTAL</b>		<b>208</b>

## Q20 The school keeps me informed about my child's progress and achievement.

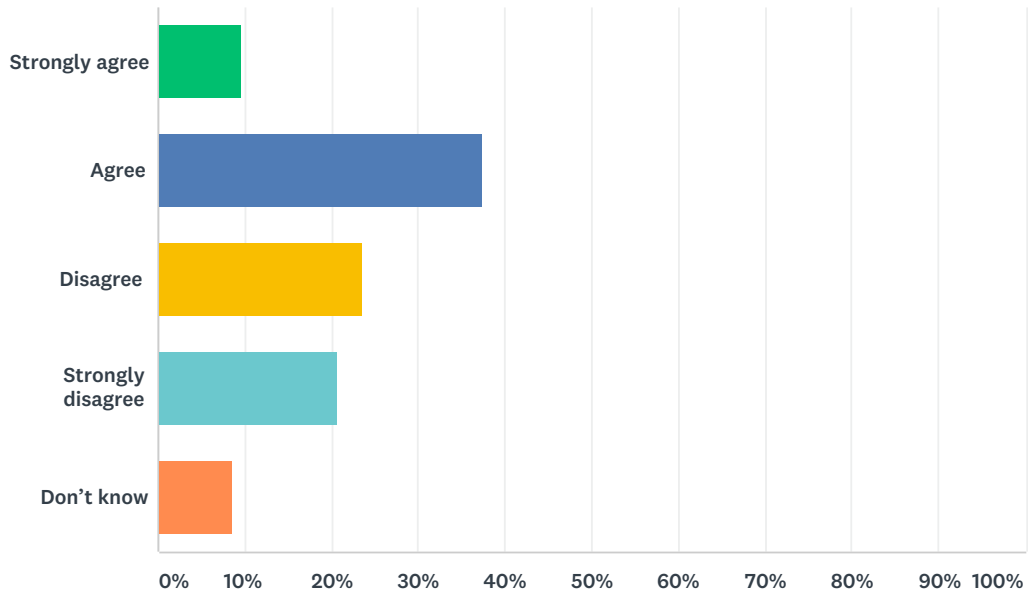
Answered: 208 Skipped: 39



ANSWER CHOICES	RESPONSES	
Strongly agree	17.79%	37
Agree	57.69%	120
Disagree	15.87%	33
Strongly disagree	8.65%	18
Don't know	0.00%	0
<b>TOTAL</b>		<b>208</b>

## Q21 There is open and honest communication within my child's school.

Answered: 208 Skipped: 39

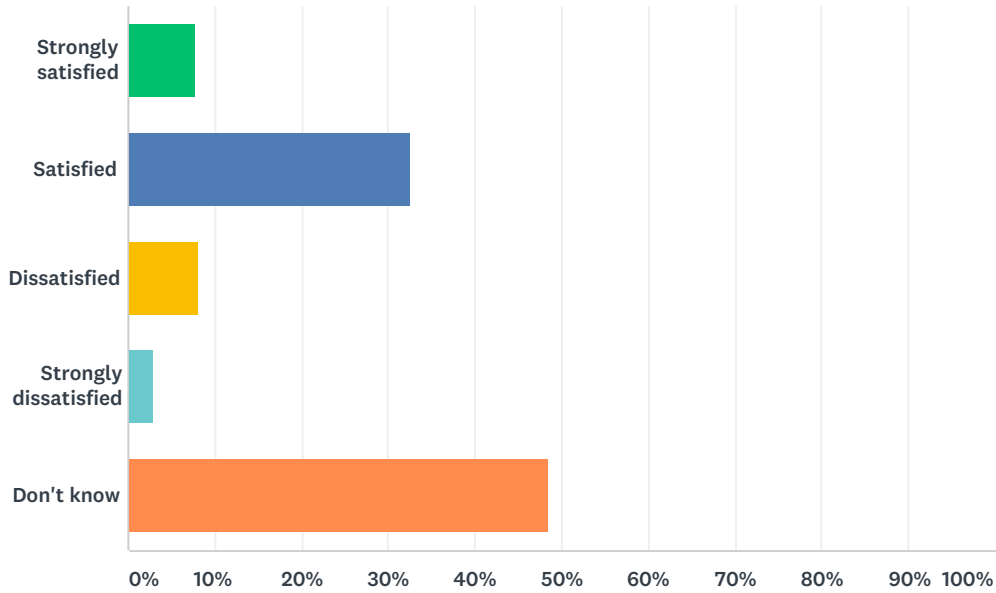


ANSWER CHOICES	RESPONSES	
Strongly agree	9.62%	20
Agree	37.50%	78
Disagree	23.56%	49
Strongly disagree	20.67%	43
Don't know	8.65%	18
<b>TOTAL</b>		<b>208</b>



Q22 How satisfied are you with the community partnerships that may be established at your school? For example: Saffron, KEYS program, Green Certificate, lunch programs, after-school programs, RAP, Tools for School, Scratch Day, Entrepreneurial Adventure, scholarships/grants, etc.

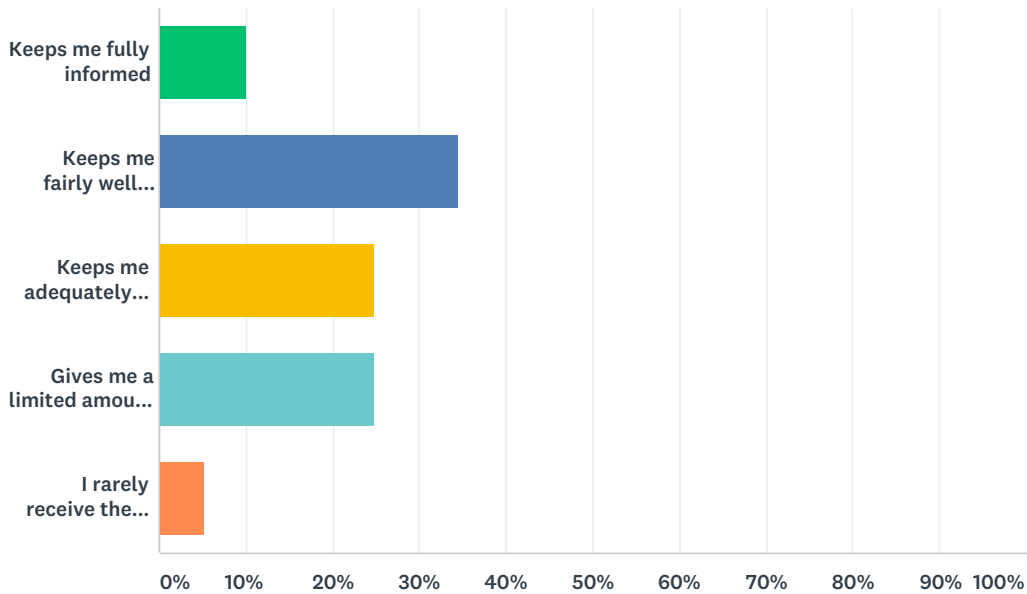
Answered: 208 Skipped: 39



ANSWER CHOICES	RESPONSES	
Strongly satisfied	7.69%	16
Satisfied	32.69%	68
Dissatisfied	8.17%	17
Strongly dissatisfied	2.88%	6
Don't know	48.56%	101
<b>TOTAL</b>		<b>208</b>

Q23 Elk Island Public Schools appreciates the opportunity to stay connected with parents about news, activities, programs and other matters of importance. What is your impression of the communication you receive from your child's school?

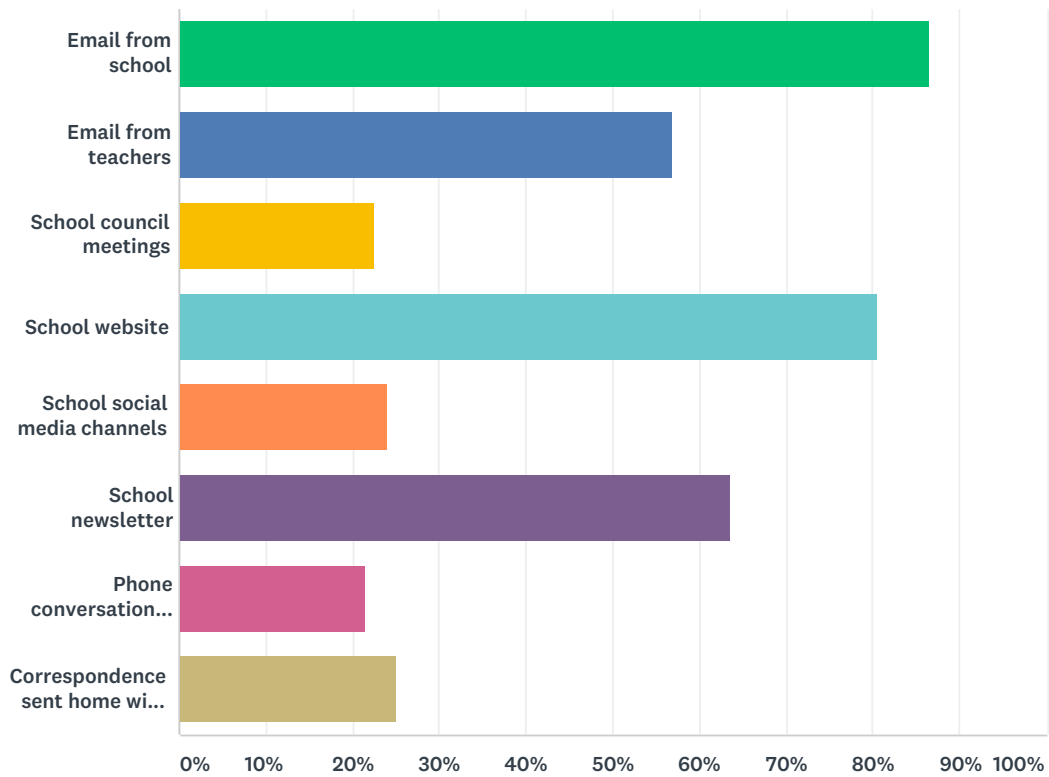
Answered: 208 Skipped: 39



ANSWER CHOICES	RESPONSES	
Keeps me fully informed	10.10%	21
Keeps me fairly well informed	34.62%	72
Keeps me adequately informed	25.00%	52
Gives me a limited amount of information	25.00%	52
I rarely receive the information I need	5.29%	11
<b>TOTAL</b>		<b>208</b>

## Q24 Do you regularly make use of the following to keep up to date on school activities, programs, etc.? Check all that apply.

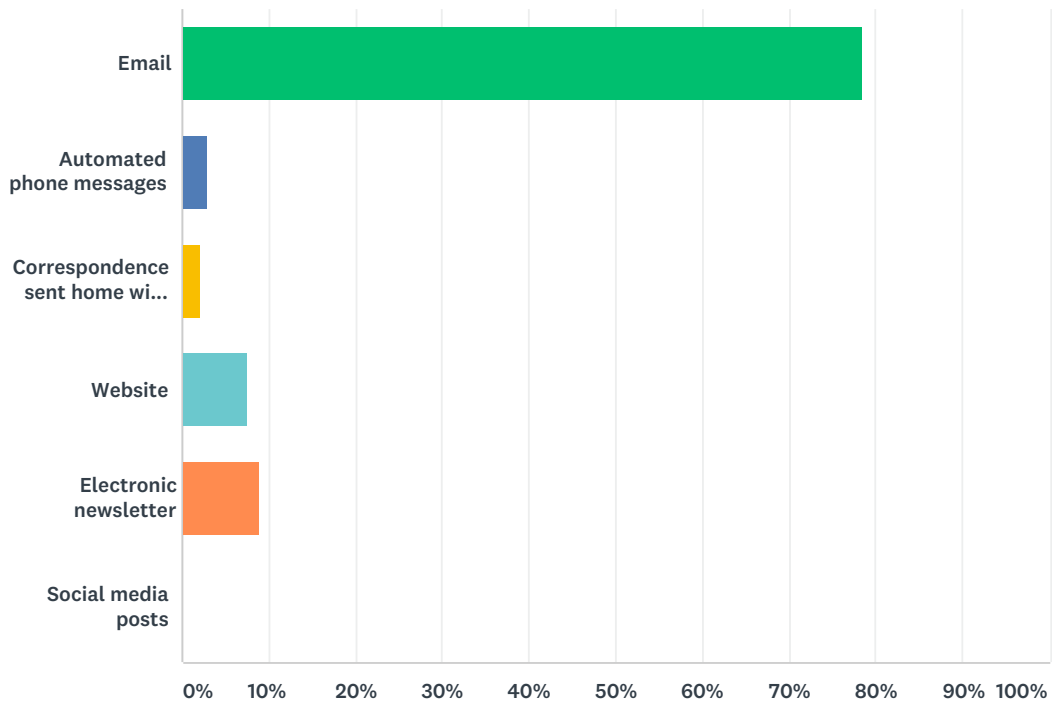
Answered: 195 Skipped: 52



ANSWER CHOICES	RESPONSES
Email from school	86.67% 169
Email from teachers	56.92% 111
School council meetings	22.56% 44
School website	80.51% 157
School social media channels	24.10% 47
School newsletter	63.59% 124
Phone conversations with school and/or teachers	21.54% 42
Correspondence sent home with your child	25.13% 49
Total Respondents: 195	

## Q25 What is your most preferred method of communication from the school and Division?

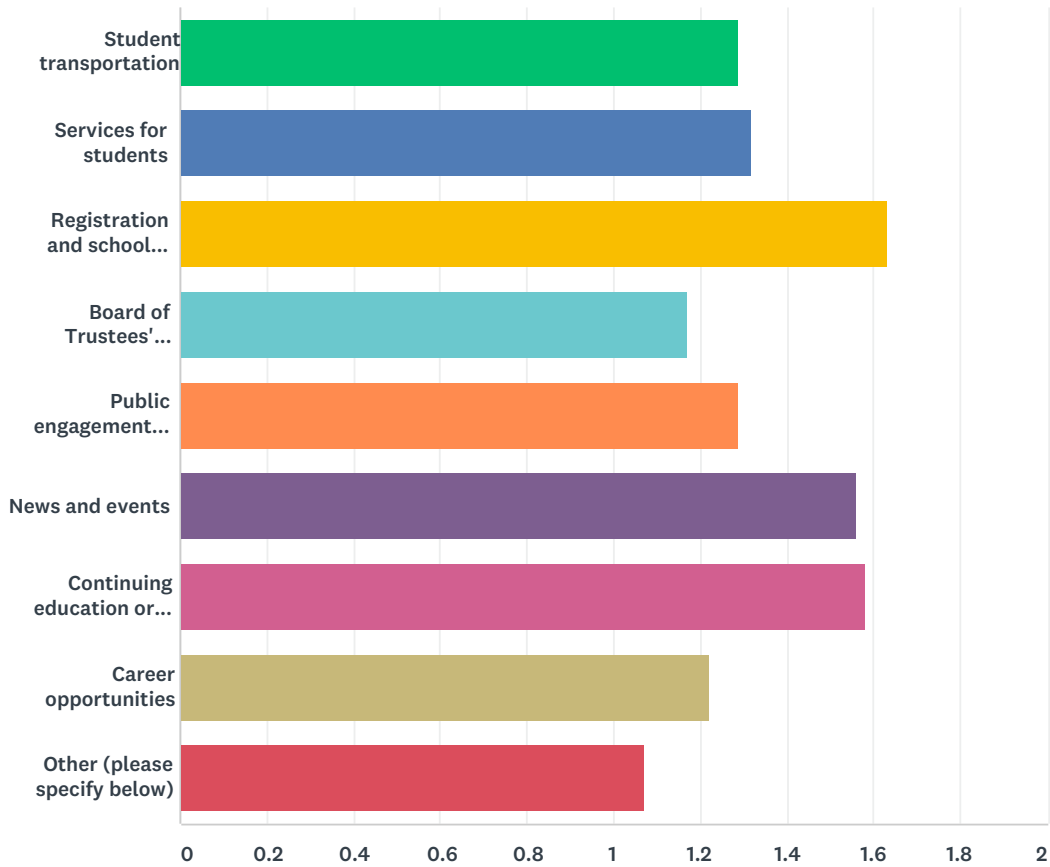
Answered: 199 Skipped: 48



ANSWER CHOICES	RESPONSES	
Email	78.39%	156
Automated phone messages	3.02%	6
Correspondence sent home with your child	2.01%	4
Website	7.54%	15
Electronic newsletter	9.05%	18
Social media posts	0.00%	0
<b>TOTAL</b>		<b>199</b>

Q26 Do you visit the Division website (www.eips.ca) for information on:

Answered: 199 Skipped: 48



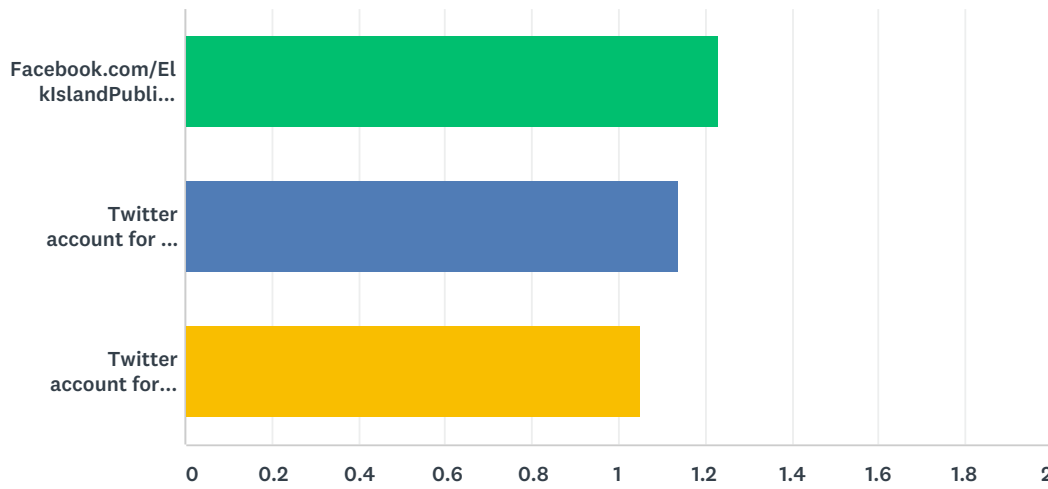
	YES	NO	TOTAL	WEIGHTED AVERAGE
Student transportation	28.64% 57	71.36% 142	199	1.29
Services for students	32.16% 64	67.84% 135	199	1.32
Registration and school boundaries	62.81% 125	37.19% 74	199	1.63
Board of Trustees' meetings	16.58% 33	83.42% 166	199	1.17
Public engagement initiatives	29.15% 58	70.85% 141	199	1.29
News and events	56.28% 112	43.72% 87	199	1.56
Continuing education or summer courses	57.79% 115	42.21% 84	199	1.58
Career opportunities	21.61% 43	78.39% 156	199	1.22
Other (please specify below)	6.53% 13	93.47% 186	199	1.07

## EIPS Parent Survey 2017-18

#	OTHER:	DATE
1	Course availability	3/20/2018 8:24 AM
2	school calendar	3/19/2018 10:03 PM
3	division calendar	3/19/2018 7:23 PM
4	Trustee and central office contact information. APs and Policies.	3/19/2018 4:12 PM
5	Trying to find an organization chart to determine chain of command	3/14/2018 6:24 PM
6	Calendar	3/13/2018 1:35 PM
7	Division calendar	3/8/2018 4:53 PM
8	Check on his school grades	3/5/2018 11:10 PM
9	Division calendar	3/5/2018 7:34 PM
10	Calendar	3/5/2018 6:11 PM
11	Calendar	3/5/2018 5:48 PM
12	calendar	3/5/2018 3:55 PM
13	calendar	3/5/2018 2:53 PM

## Q27 Elk Island Public Schools shares news and information on its social media channels. Do you follow:

Answered: 199 Skipped: 48



	YES	NO	TOTAL	WEIGHTED AVERAGE
Facebook.com/ElkIslandPublicSchools	22.61% 45	77.39% 154	199	1.23
Twitter account for the Division (@eips)	13.57% 27	86.43% 172	199	1.14
Twitter account for EIPS Student Transportation (@eipsST)	5.03% 10	94.97% 189	199	1.05