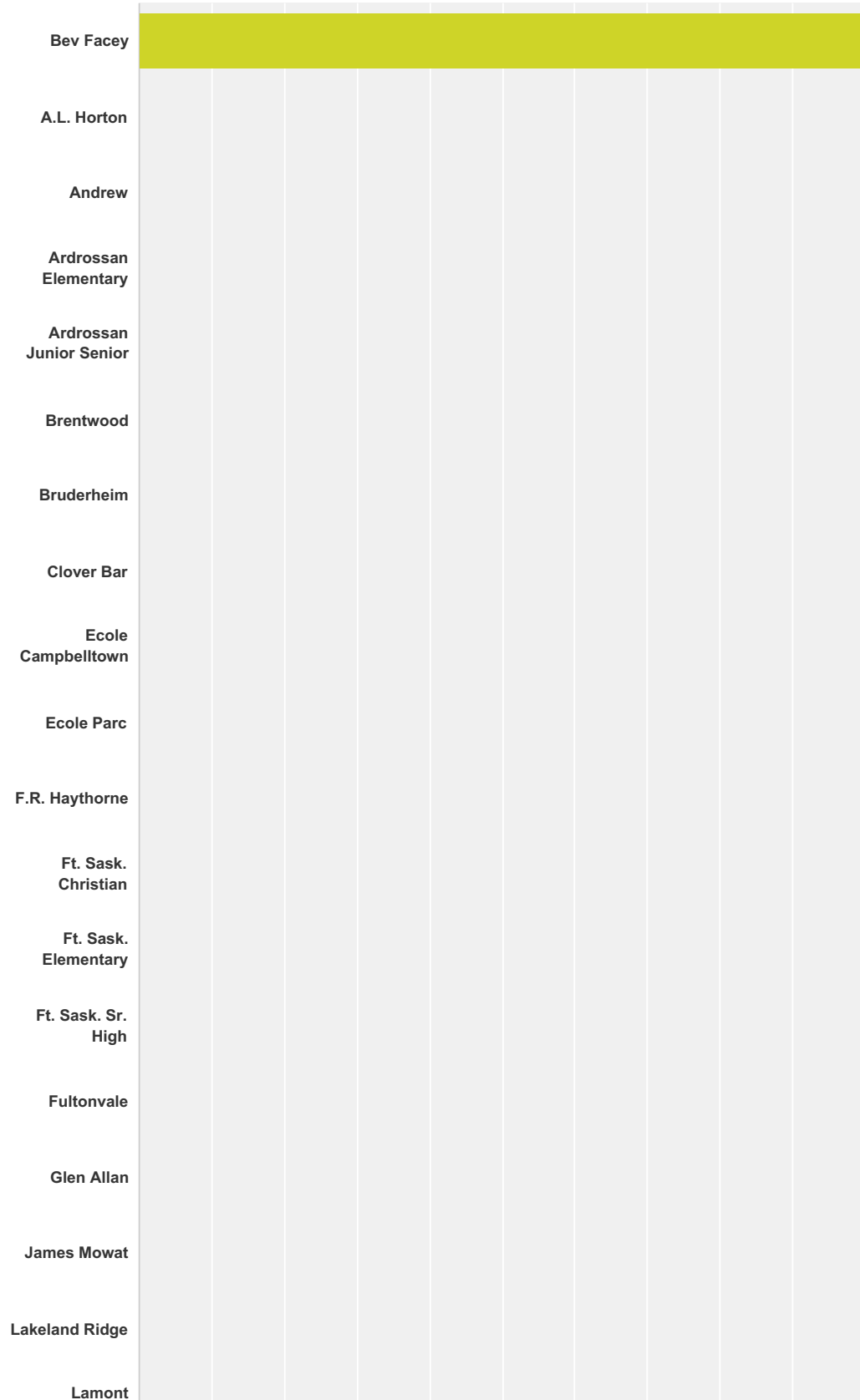



### Q1 Please indicate the school your child attends.

Answered: 181 Skipped: 0



EIPS Parent Survey November 2015



Answer Choices	Responses
----------------	-----------

EIPS Parent Survey November 2015

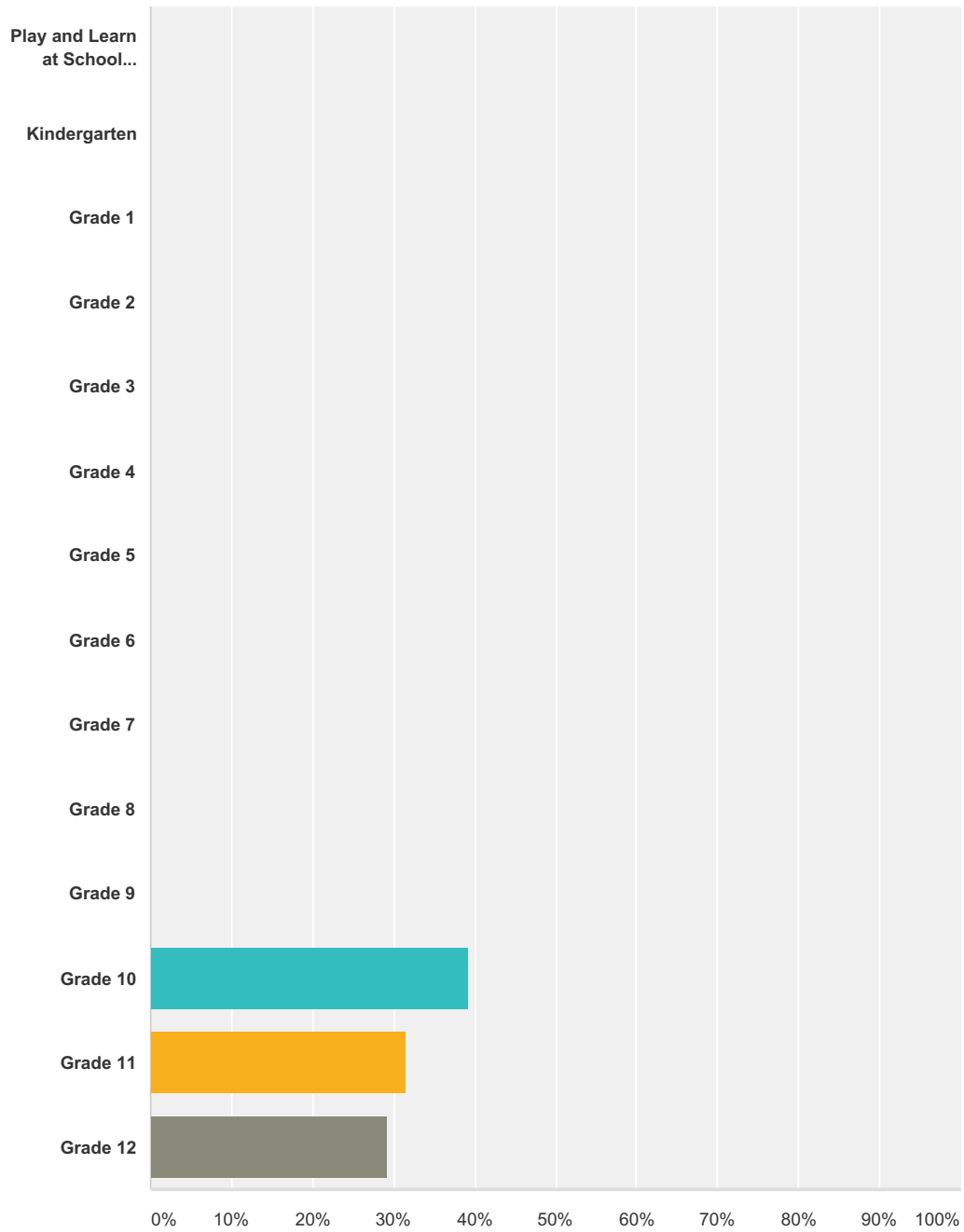
Bev Facey	100.00%	181
A.L. Horton	0.00%	0
Andrew	0.00%	0
Ardrossan Elementary	0.00%	0
Ardrossan Junior Senior	0.00%	0
Brentwood	0.00%	0
Bruderheim	0.00%	0
Clover Bar	0.00%	0
Ecole Campbelltown	0.00%	0
Ecole Parc	0.00%	0
F.R. Haythorne	0.00%	0
Ft. Sask. Christian	0.00%	0
Ft. Sask. Elementary	0.00%	0
Ft. Sask. Sr. High	0.00%	0
Fultonvale	0.00%	0
Glen Allan	0.00%	0
James Mowat	0.00%	0
Lakeland Ridge	0.00%	0
Lamont Elementary	0.00%	0
Lamont High	0.00%	0
Mills Haven	0.00%	0
Ministik	0.00%	0
Mundare	0.00%	0
NextStep/Outreach	0.00%	0
Pine Street	0.00%	0
Rudolph Hennig	0.00%	0
Salisbury	0.00%	0
Sherwood Heights	0.00%	0
SCA Elementary	0.00%	0
SCA Secondary	0.00%	0
Uncas	0.00%	0
Vegreville Composite	0.00%	0
Wes Hosford	0.00%	0
Westboro	0.00%	0

## EIPS Parent Survey November 2015

Win Ferguson	0.00%	0
Woodbridge Farms	0.00%	0
Wye	0.00%	0
<b>Total</b>		<b>181</b>

## Q2 Please indicate your child's grade.

Answered: 181 Skipped: 0



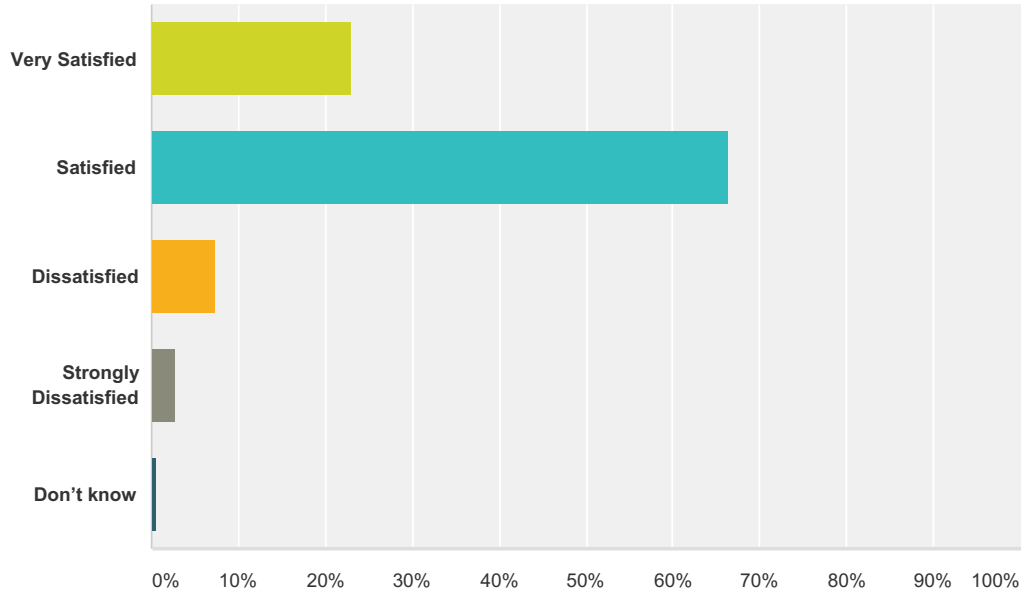
Answer Choices	Responses
Play and Learn at School (PALS)	0.00% 0
Kindergarten	0.00% 0
Grade 1	0.00% 0
Grade 2	0.00% 0
Grade 3	0.00% 0

## EIPS Parent Survey November 2015

Grade 4	0.00%	0
Grade 5	0.00%	0
Grade 6	0.00%	0
Grade 7	0.00%	0
Grade 8	0.00%	0
Grade 9	0.00%	0
Grade 10	39.23%	71
Grade 11	31.49%	57
Grade 12	29.28%	53
<b>Total</b>		<b>181</b>

### Q3 How satisfied are you with the quality of education that your child is receiving at his/her school?

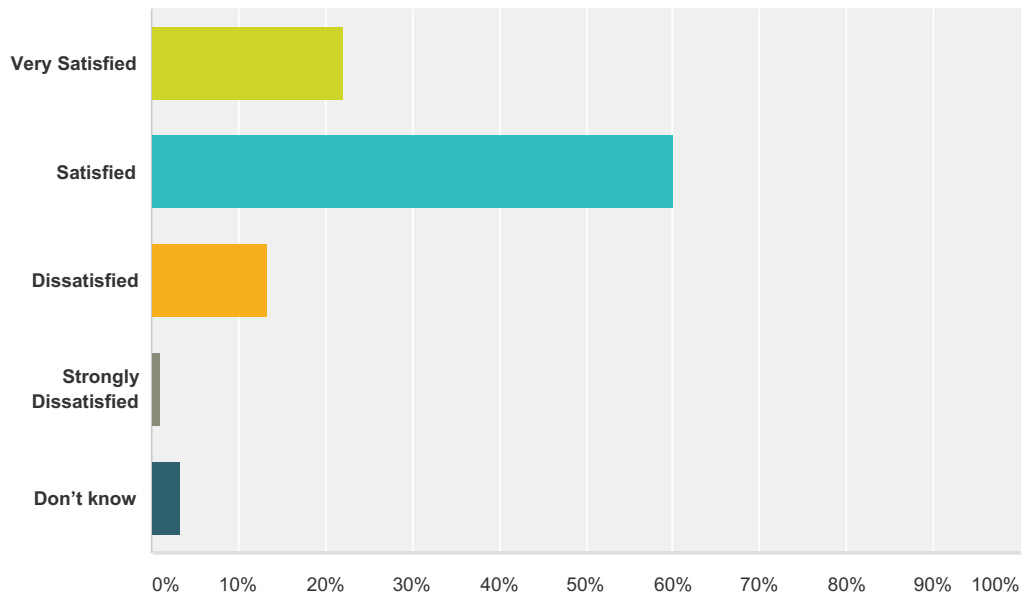
Answered: 179 Skipped: 2



Answer Choices	Responses	
Very Satisfied	22.91%	41
Satisfied	66.48%	119
Dissatisfied	7.26%	13
Strongly Dissatisfied	2.79%	5
Don't know	0.56%	1
<b>Total</b>		<b>179</b>

### Q4 How satisfied are you with the quality of teaching at your child's school?

Answered: 181 Skipped: 0

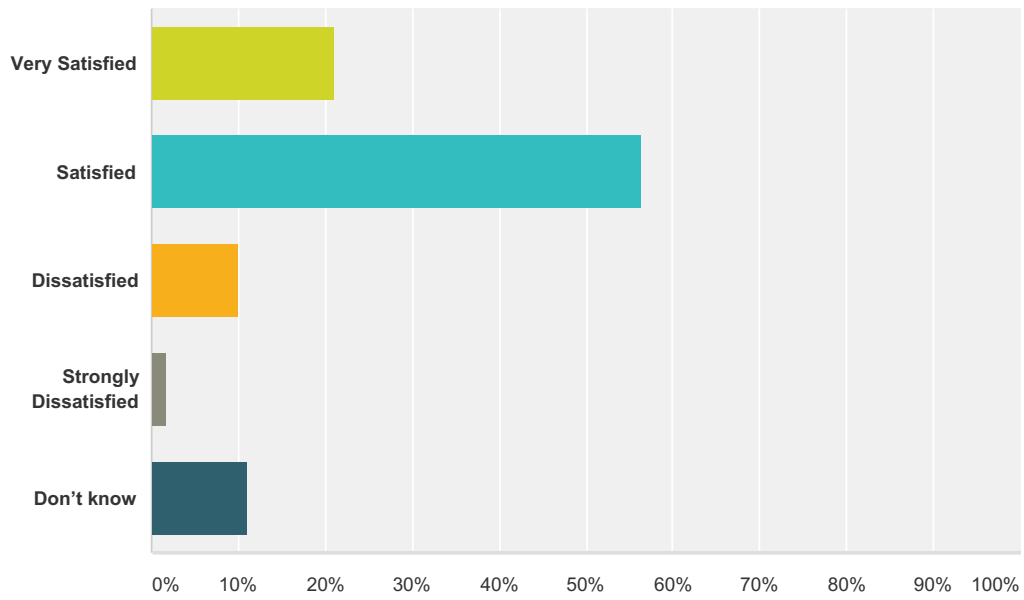


Answer Choices	Responses	
Very Satisfied	22.10%	40
Satisfied	60.22%	109
Dissatisfied	13.26%	24
Strongly Dissatisfied	1.10%	2
Don't know	3.31%	6
<b>Total</b>		<b>181</b>



### Q5 How satisfied are you with the leadership in your child's school?

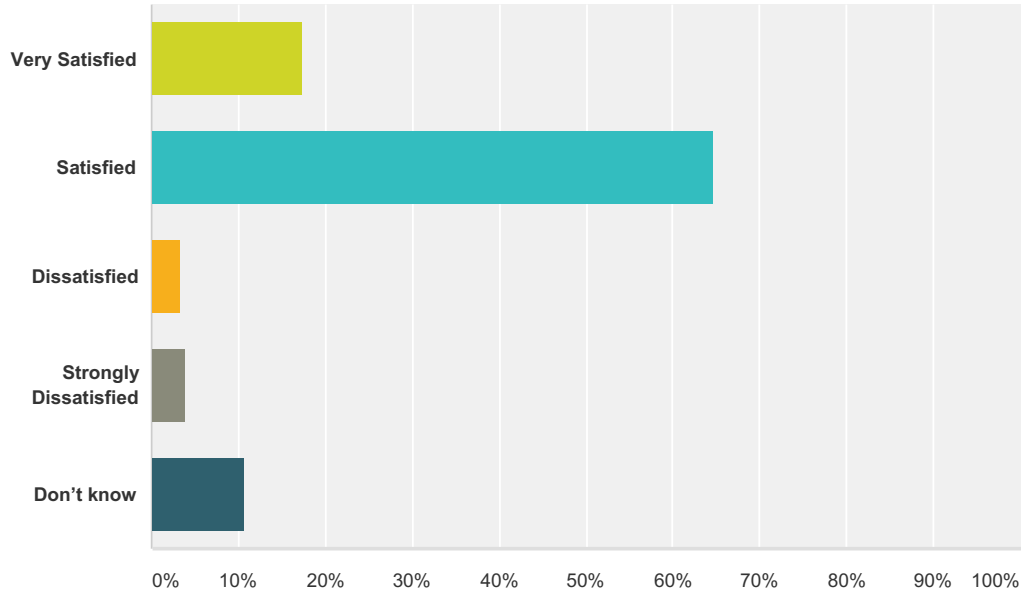
Answered: 181 Skipped: 0



Answer Choices	Responses	Count
Very Satisfied	20.99%	38
Satisfied	56.35%	102
Dissatisfied	9.94%	18
Strongly Dissatisfied	1.66%	3
Don't know	11.05%	20
<b>Total</b>		<b>181</b>

### Q6 How satisfied are you with the opportunity to be involved in decisions at your child's school?

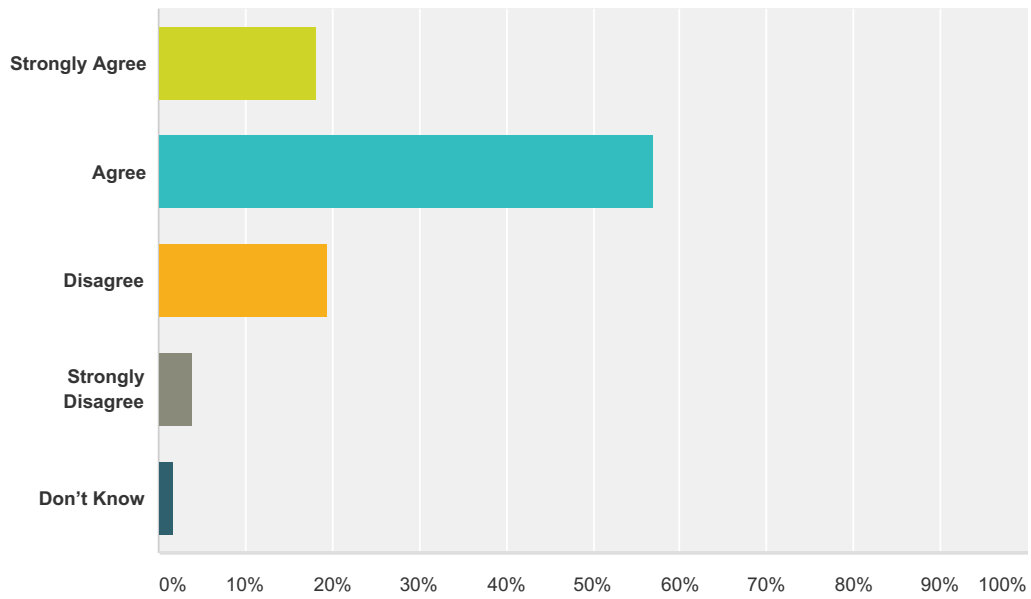
Answered: 179 Skipped: 2



Answer Choices	Responses	
Very Satisfied	17.32%	31
Satisfied	64.80%	116
Dissatisfied	3.35%	6
Strongly Dissatisfied	3.91%	7
Don't know	10.61%	19
<b>Total</b>		<b>179</b>

### Q7 My child's individual needs are met.

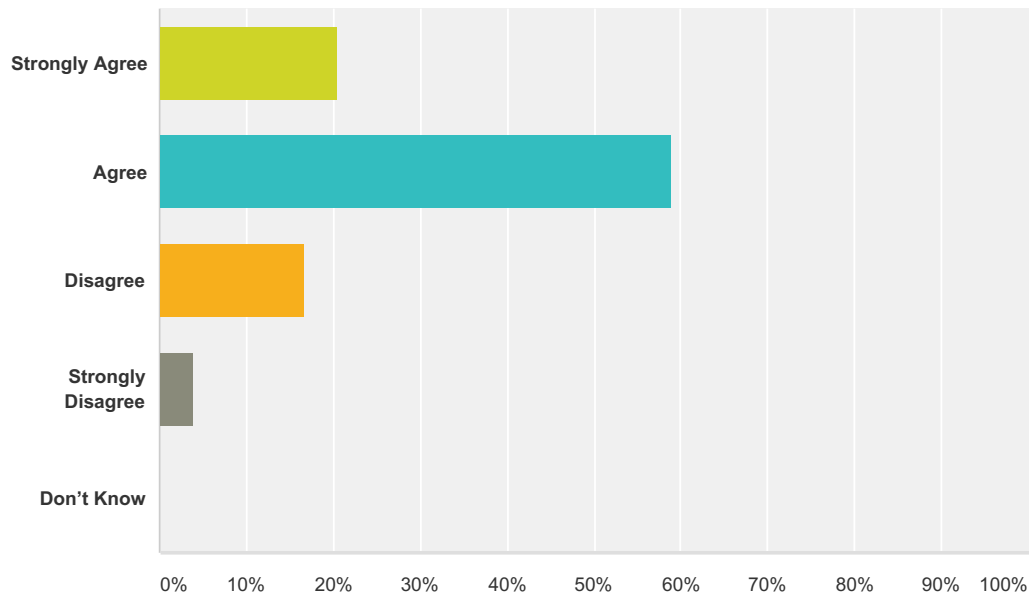
Answered: 181 Skipped: 0



Answer Choices	Responses
Strongly Agree	18.23% 33
Agree	56.91% 103
Disagree	19.34% 35
Strongly Disagree	3.87% 7
Don't Know	1.66% 3
<b>Total</b>	<b>181</b>

**Q8 The school keeps me informed about my child's progress and achievement.**

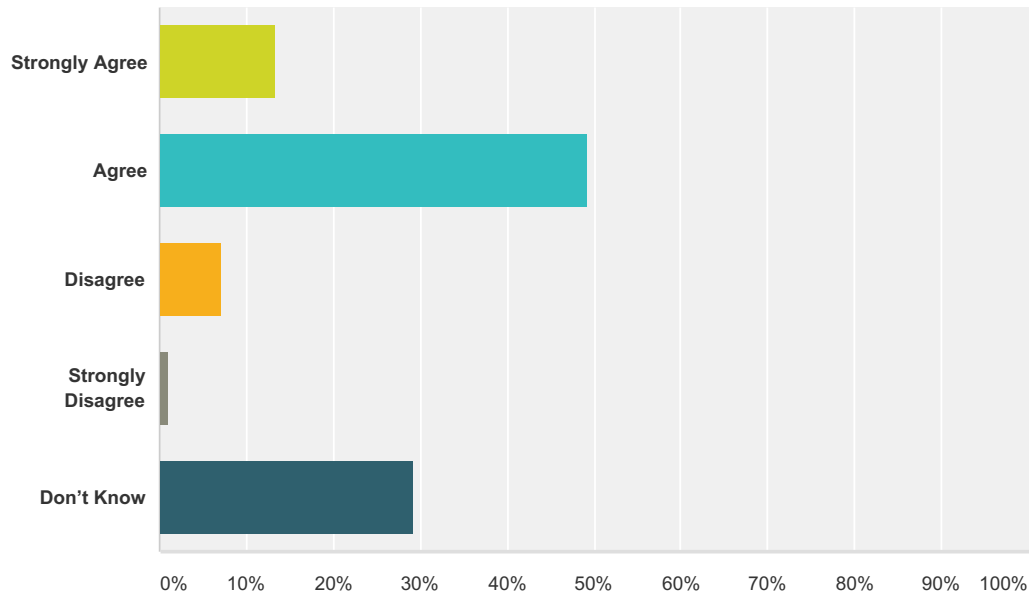
Answered: 180 Skipped: 1



Answer Choices	Responses	
Strongly Agree	20.56%	37
Agree	58.89%	106
Disagree	16.67%	30
Strongly Disagree	3.89%	7
Don't Know	0.00%	0
<b>Total</b>		<b>180</b>

**Q9 The rights and responsibilities of citizenship are reinforced in my child's school.**

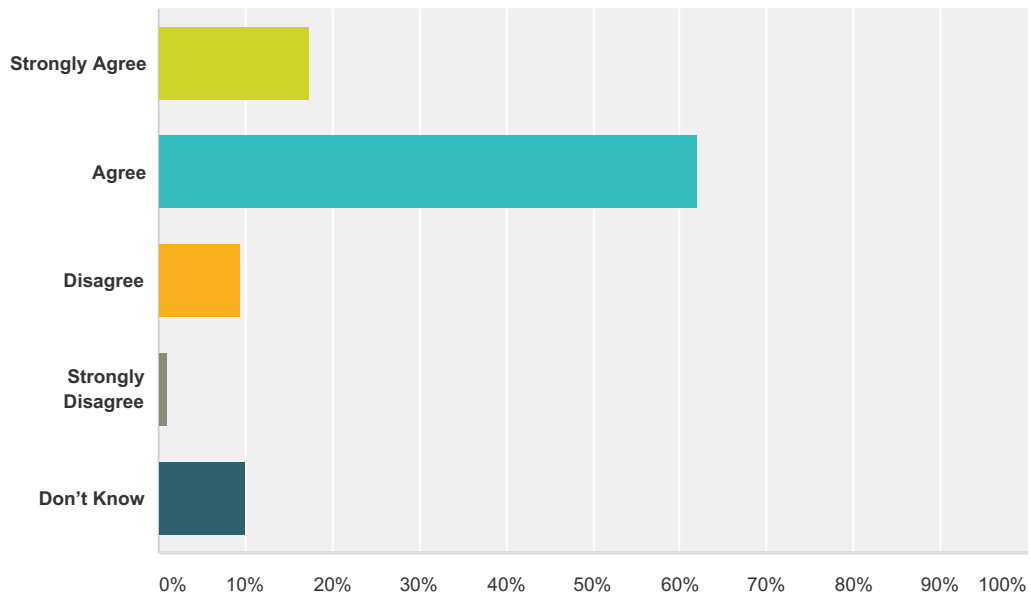
Answered: 181 Skipped: 0



Answer Choices	Responses	
Strongly Agree	13.26%	24
Agree	49.17%	89
Disagree	7.18%	13
Strongly Disagree	1.10%	2
Don't Know	29.28%	53
<b>Total</b>		<b>181</b>

### Q10 The school staff care about my child.

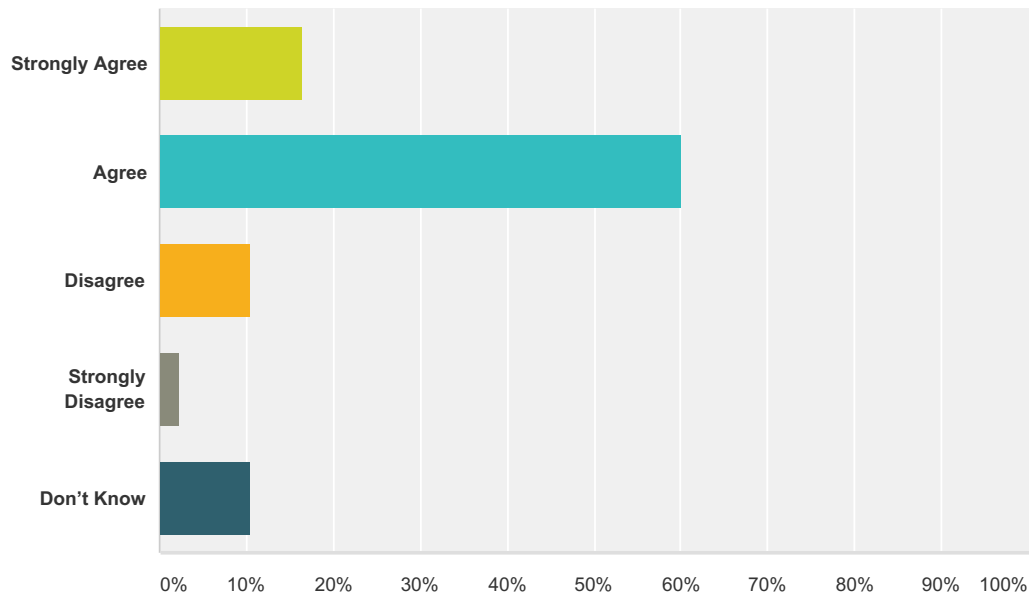
Answered: 179 Skipped: 2



Answer Choices	Responses	
Strongly Agree	17.32%	31
Agree	62.01%	111
Disagree	9.50%	17
Strongly Disagree	1.12%	2
Don't Know	10.06%	18
<b>Total</b>		<b>179</b>

### Q11 My child is encouraged at school to do his or her best.

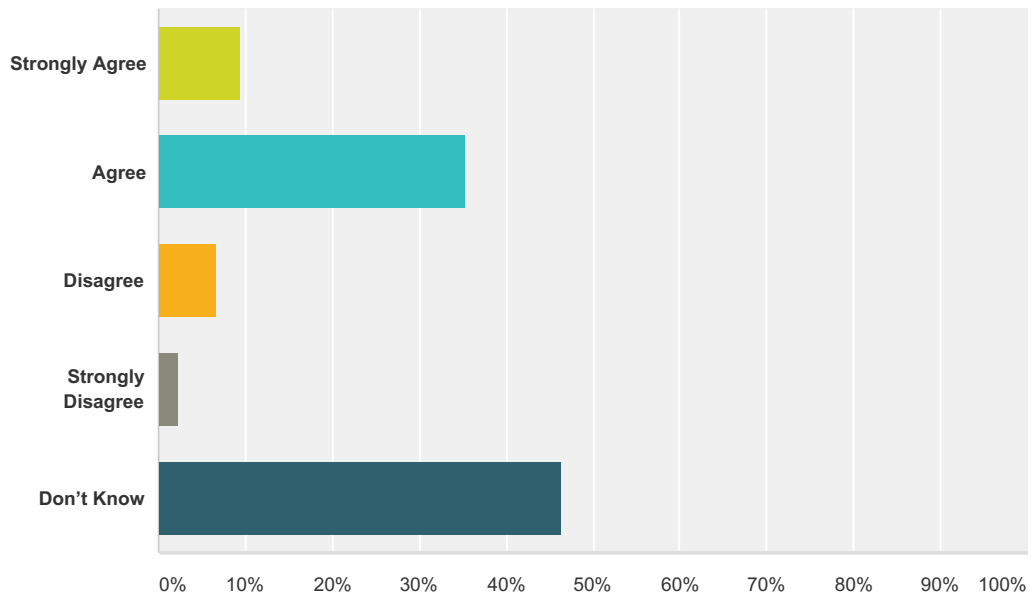
Answered: 181 Skipped: 0



Answer Choices	Responses	
Strongly Agree	16.57%	30
Agree	60.22%	109
Disagree	10.50%	19
Strongly Disagree	2.21%	4
Don't Know	10.50%	19
<b>Total</b>		<b>181</b>

### Q12 Discipline is handled in a fair and reasonable manner in my child's school.

Answered: 179 Skipped: 2

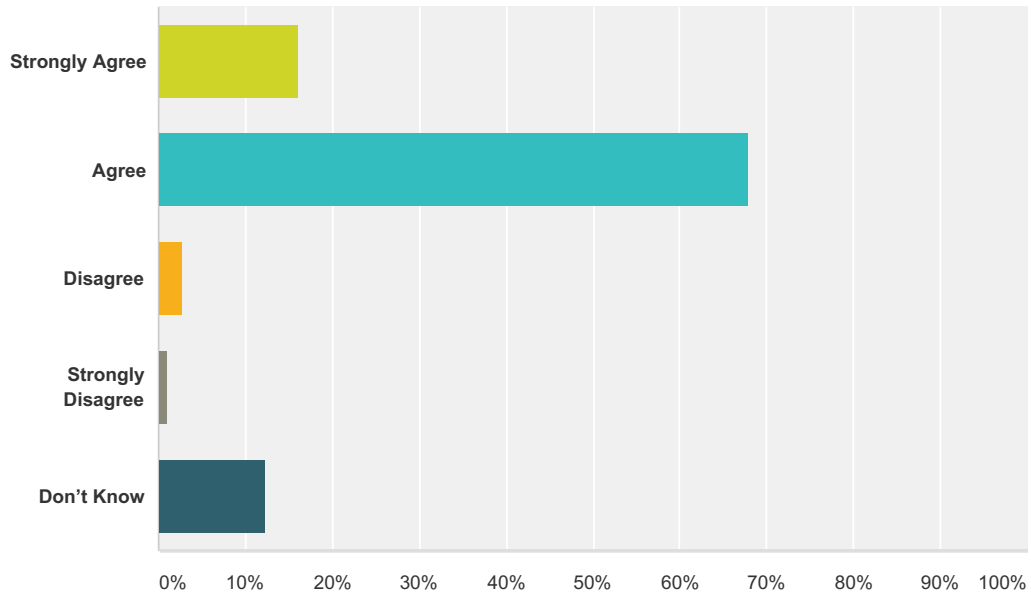


Answer Choices	Responses	
Strongly Agree	9.50%	17
Agree	35.20%	63
Disagree	6.70%	12
Strongly Disagree	2.23%	4
Don't Know	46.37%	83
<b>Total</b>		<b>179</b>



### Q13 My child's school is safe.

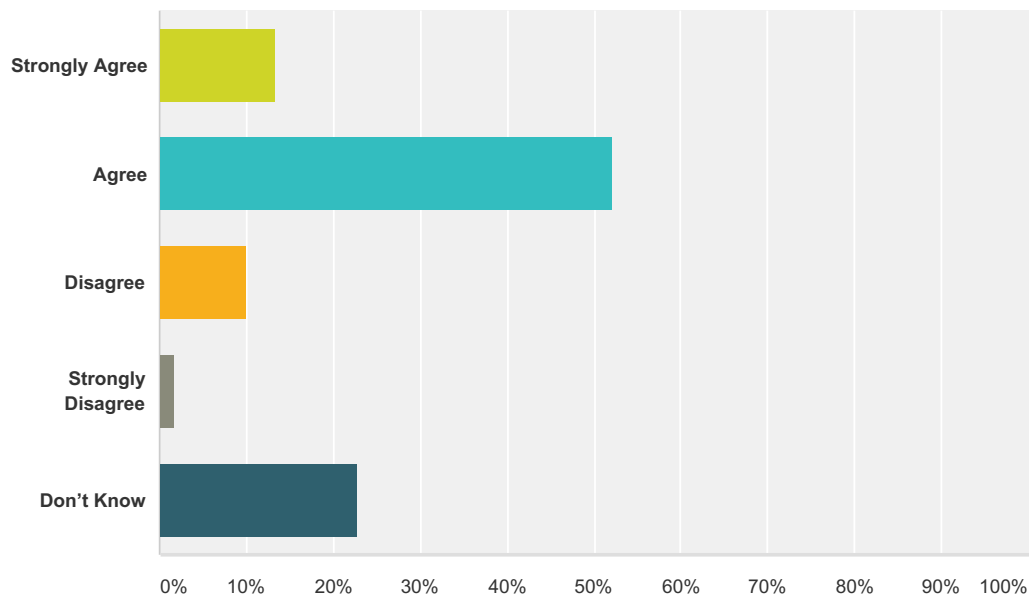
Answered: 180 Skipped: 1



Answer Choices	Responses
Strongly Agree	16.11% 29
Agree	67.78% 122
Disagree	2.78% 5
Strongly Disagree	1.11% 2
Don't Know	12.22% 22
<b>Total</b>	<b>180</b>

### Q14 There is open and honest communication within my child's school.

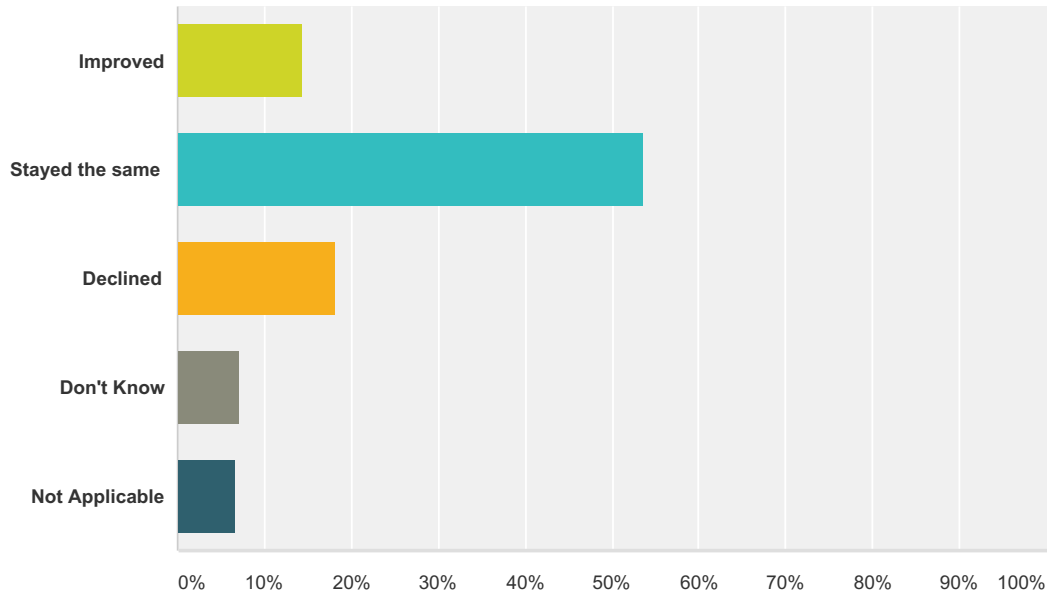
Answered: 180 Skipped: 1



Answer Choices	Responses	
Strongly Agree	13.33%	24
Agree	52.22%	94
Disagree	10.00%	18
Strongly Disagree	1.67%	3
Don't Know	22.78%	41
<b>Total</b>		<b>180</b>

**Q15 In your opinion, has the quality of education that your child experienced at school improved, stayed the same, or declined in the past three years.**

Answered: 181 Skipped: 0



Answer Choices	Responses	
Improved	14.36%	26
Stayed the same	53.59%	97
Declined	18.23%	33
Don't Know	7.18%	13
Not Applicable	6.63%	12
<b>Total</b>		<b>181</b>